

# REPORT ON SMALL BUSINESS ENTERPRISE UTILIZATION IN 2016

Prepared for the Ramsey County Board of Commissioners by Ramsey County Procurement,  
a function of the Finance Department

July 30, 2017

## TABLE OF CONTENTS

|   |    |
|---|----|
| <b>EXECUTIVE SUMMARY</b> .....  | 3  |
| <b>TOTAL COUNTY SPENDING AND CERT SBE PAYMENT SUMMARY 2012-2016</b> ..... | 4  |
| COMPARISON OF TOTAL COUNTY SPENDING AND CERT SBE CONTRACTORS .....        | 4  |
| COMPARISON OF CERT SBE PAYMENTS BY DEPARTMENT .....                       | 5  |
| COMPARISON OF CERT SBE SPENDING BY ACCOUNT .....                          | 7  |
| <b>DISTRIBUTION OF CERT CONTRACTORS</b> .....                             | 31 |
| CERT ELIGIBLE CONTRACTOR PAYMENTS .....                                   | 32 |
| CERT CONTRACTOR PAYMENTS .....  | 33 |
| <b>DEPARTMENT REPORTS ON DBE AND SWMBE UTILIZATION</b> .....              | 36 |
| PARKS AND RECREATION .....  | 37 |
| PROPERTY MANAGEMENT .....   | 38 |
| PUBLIC WORKS .....  | 40 |

## EXECUTIVE SUMMARY

Ramsey County, through its guiding goals of cultivating economic prosperity and enhancing access to opportunity for business, places a high value on inclusiveness in contracting. The CERT Small Business Enterprise (SBE) program provides opportunities for certified small businesses to participate in Ramsey County operational procurements.

Additionally, Ramsey County supports Minnesota Statutes 363A.37 and Administrative Rule 5000.3520 which gives the Commissioner of the Minnesota Department of Human Rights the authority to set workforce participation goals for state funded construction projects. Contractors on state-funded projects are subject to goals for employment and training of minorities and women on government funded projects. These goals are enforced by the Minnesota Department of Human Rights for all state-funded construction projects. Ramsey County also applies Minnesota's workforce diversity goal to Property Management construction projects not funded by the state. Goals, including all cities and towns within the boundaries Ramsey County, were 32% minority and 6% women (all trades) for 2016.

On July 17, 2017 the Commissioner of the Minnesota Department of Human Rights published new workforce participation goals increasing the workforce participation goal to 20% for women, up 14 percentage points from 6%. The goal for minority workforce participation on public contracts remains unchanged at 32%. The new workforce participation goals took immediate effect for all state-funded construction projects in-progress, but are not retroactive.

A Central Certification certified Small Business Enterprise (CERT SBE) is a for-profit, independently owned firm, corporation or establishment, with a small number of employees, small amount of assets, low sales volume and limited impact on the market, that has received SBE certification through an application process administered by the CERT lead agency. The City of Saint Paul currently acts as the lead agency for CERT.

### 2016 AT A GLANCE

---

Ramsey County:

- Exceeded the number of CERT SBE contractors projected in the 2016-17 Performance Measures.
  - Increased the number of CERT SBE contractor engagements from 170 to 183.
  - CERT SBE spending countywide decreased by \$314,788; a two percent decline from 2015.
  - CERT SBE spending only fell 2% despite a 63% decrease in new building and construction spending.
- 

In addition to receiving SBE certification through the application process, CERT contractors may also identify themselves as Disadvantaged Business Enterprises (DBE) or Small Women and Minority Owned Business Enterprises (SWMBE). Construction projects for the Parks and Recreation, Property Management and Public Works departments are tracked to support DBE and SWMBE utilization and workforce participation performance goals.

In 2016, Parks and Recreation increased the number of CERT SBE contractors the department directly contracts to 35 and allocated more than 20 percent of its total discretionary spending to CERT SWMBE contractors.

Property Management directed more than 32 percent of its total construction project value to contractors in the CERT program. That is \$5,414,109 spent with CERT SWMBE contractors to help strengthen small businesses and support growth of job opportunities. Additionally, Property Management allocated \$715,820 of their department's total operational discretionary spending to CERT SWMBE contractors in 2016. Property Management directly contracted with 39 CERT contractors with many more involved on department projects as sub-contractors. Minority workforce participation among CERT contractors contracted on Property Management construction projects was 19.88 percent. Female workforce participation among CERT contractors on Property Management construction projects was 5.48 percent.

Public Works allocated \$3,431,250.73 to CERT SBE construction contractors. That is more than 11 percent of all construction project expenditures by the county's Public Works Department. Overall, female workforce participation among CERT contractors contracted on county construction projects with the Public Works Department was 4.9 percent. Minority workforce participation among CERT construction contractors in 2016 was 14.7 percent. Ongoing initiatives in Public Works CERT utilization and workforce diversification include active collaboration with Saint Paul Public Works and Ramsey County Workforce Solutions to develop a program to assist potential candidates from areas of concentrated poverty to obtain Commercial Driver's Licenses (CDL) and pair successful candidates with seasonal and/or permanent positions in the city, county, or area employers and continued promotion of department use of CERT Contractors for professional services, parts and supplies, and smaller service and infrastructure contracts.

**TOTAL COUNTY SPENDING AND CERT SBE PAYMENT SUMMARY 2012-2016**

**Distribution of Total County Spending 2012-2016**

|                                   | 2012           | 2013           | 2014           | 2015           | 2016           |
|-----------------------------------|----------------|----------------|----------------|----------------|----------------|
| Total =                           | 715,162,217.00 | 675,956,791.23 | 686,290,038.55 | 737,287,066.22 | 737,289,079.72 |
| Employee Compensation =           | 327,865,500.00 | 333,430,388.91 | 338,310,020.41 | 342,028,658.34 | 352,617,411.84 |
| Non-CERT Eligible Accounts =      | 212,892,434.00 | 185,994,585.69 | 179,500,679.72 | 179,748,002.95 | 169,481,449.87 |
| Major New Facility Construction = | 61,350,372.00  | 29,930,705.41  | 11,803,175.59  | 30,330,079.03  | 11,244,858.32  |
| CERT Eligible Accounts =          | 113,053,911.00 | 126,601,111.22 | 156,676,162.83 | 185,180,325.90 | 203,945,359.69 |
| Payments to CERT Contractors =    | 7,021,601.27   | 6,422,100.90   | 9,839,517.78   | 15,732,996.00  | 15,418,208.12  |
|                                   | 6.21%          | 5.07%          | 6.28%          | 8.50%          | 7.56%          |
| Number of CERT Contractors =      | 116            | 139            | 125            | 170            | 183            |

## Comparison of CERT SBE Payments by Department 2012-2016

| Department                     | 2012<br>Total<br>Spending | 2012<br>CERT<br>Spending | 2103<br>Total<br>Spending | 2013<br>CERT<br>Spending | 2014<br>Total<br>Spending | 2014<br>CERT<br>Spending | 2015<br>Total<br>Spending | 2015<br>CERT<br>Spending | 2016<br>Total<br>Spending | 2016<br>CERT<br>Spending |
|--------------------------------|---------------------------|--------------------------|---------------------------|--------------------------|---------------------------|--------------------------|---------------------------|--------------------------|---------------------------|--------------------------|
| Tax Settlement                 | 0.00                      | 0.00                     | 0.00                      | 0.00                     | 0.00                      | 0.00                     | 0.00                      | 0.00                     | 0.00                      | 0.00                     |
| Board Of County Commissioners  | 55,448.81                 | 0.00                     | 56,171.98                 | 0.00                     | 83,167.11                 | 0.00                     | 57,609.08                 | 326.51                   | 63,116.70                 | 0.00                     |
| Ramsey County Charter Comm     | 66.00                     | 0.00                     | 63.00                     | 0.00                     | 0.00                      | 0.00                     | 0.00                      | 0.00                     | 0.00                      | 0.00                     |
| Legislative-Miscellaneous      | 0.00                      | 0.00                     | 0.00                      | 0.00                     | 0.00                      | 0.00                     | 0.00                      | 0.00                     | 0.00                      | 0.00                     |
| Ramsey/Wash Res Recov-Adm      | 780,696.52                | 0.00                     | 1,437,203.40              | 13,258.15                | 1,746,364.36              | 34,028.52                | 26,736,031.58             | 118,071.28               | 23,444,393.14             | 56,500.58                |
| Ramsey Co Reg Rail Auth-RCRRA  | 61,305,827.38             | 47,303.13                | 27,770,547.00             | 29,598.81                | 10,539,923.47             | 90,401.59                | 9,646,450.86              | 189,392.69               | 9,976,826.93              | 564,410.20               |
| Rice Creek Watershed Improv    | 0.00                      | 0.00                     | 0.00                      | 0.00                     | 0.00                      | 0.00                     | 0.00                      | 0.00                     | 0.00                      | 0.00                     |
| Courts-Administrative Services | 601,905.47                | 0.00                     | 609,527.69                | 0.00                     | 729,551.65                | 0.00                     | 751,249.37                | 2,155.00                 | 910,140.52                | 56,561.80                |
| Law Library                    | 0.00                      | 0.00                     | 32,370.00                 | 0.00                     | 0.00                      | 0.00                     | 32,005.00                 | 0.00                     | 0.00                      | 0.00                     |
| Co Mgr Administration          | 2,486,674.43              | 74,160.24                | 13,559,995.67             | 145,366.81               | 13,828,418.76             | 80,286.70                | 8,069,035.36              | 97,449.13                | 5,173,330.47              | 101,240.80               |
| Prop Recrds Administration     | 2,381,406.04              | 630,959.76               | 2,862,732.51              | 1,175,309.24             | 2,991,800.39              | 895,347.81               | 3,394,992.21              | 725,150.87               | 2,770,604.26              | 1,055,063.97             |
| Miscellaneous (Finance)        | 0.00                      | 0.00                     | 0.00                      | 0.00                     | 0.00                      | 0.00                     | 0.00                      | 0.00                     | 0.00                      | 0.00                     |
| Co Atty Law Office Attorney    | 2,464,189.75              | 68,035.35                | 2,695,723.03              | 38,528.92                | 2,338,825.44              | 38,373.66                | 1,878,780.04              | 63,362.10                | 2,329,738.29              | 28,962.88                |
| Public Defender                | 985.06                    | 0.00                     | 2,177.35                  | 0.00                     | 0.00                      | 0.00                     | 9,987.55                  | 0.00                     | 8,535.03                  | 0.00                     |
| Prop Mgmt Admin Prop Mgmt      | 9,142,536.45              | 997,845.87               | 7,583,147.99              | 1,465,524.44             | 12,570,656.96             | 3,685,320.87             | 19,424,352.11             | 6,899,851.73             | 23,516,704.42             | 6,130,610.28             |
| Suburban Courts Facility       | 0.00                      | 0.00                     | 0.00                      | 0.00                     | 0.00                      | 0.00                     | 0.00                      | 0.00                     | 0.00                      | 0.00                     |
| Veterans Services Office       | 14,400.98                 | 0.00                     | 21,887.60                 | 0.00                     | 48,598.77                 | 0.00                     | 35,367.66                 | 0.00                     | 71,029.83                 | 623.87                   |
| Unallocated General Expenses   | 189,387.00                | 0.00                     | 190,002.50                | 0.00                     | 189,865.00                | 0.00                     | 192,311.00                | 0.00                     | 202,077.00                | 0.00                     |
| Contingent                     | 0.00                      | 0.00                     | 0.00                      | 0.00                     | 0.00                      | 0.00                     | 0.00                      | 0.00                     | 0.00                      | 0.00                     |
| Department 410101              | 0.00                      | 0.00                     | 0.00                      | 0.00                     | 0.00                      | 0.00                     | 0.00                      | 0.00                     | 0.00                      | 0.00                     |
| Info Srvs Data Processing      | 8,437,859.85              | 767,847.77               | 8,743,594.58              | 1,064,644.46             | 13,933,744.71             | 1,413,711.24             | 17,012,935.75             | 1,968,795.16             | 13,871,863.37             | 2,059,990.62             |
| Sheriff Support Services       | 4,563,651.75              | 65,584.33                | 4,456,628.57              | 84,674.50                | 4,708,751.12              | 192,734.01               | 4,450,079.04              | 147,683.93               | 3,875,758.21              | 305,107.59               |
| Dispatch Center                | 811,461.75                | 48,021.92                | 2,468,438.24              | 280,351.60               | 3,366,036.88              | 13,889.18                | 5,087,745.73              | 8,215.89                 | 1,777,344.21              | 66,391.54                |
| Comm Corr Administration       | 7,549,335.32              | 241,475.20               | 6,858,309.35              | 272,496.59               | 6,797,065.01              | 182,399.47               | 6,914,498.35              | 238,375.56               | 7,391,106.42              | 380,431.23               |
| Medical Examiner               | 320,654.58                | 21,996.62                | 329,429.70                | 19,419.19                | 338,658.25                | 18,993.17                | 315,072.89                | 26,882.47                | 310,387.81                | 23,392.84                |
| CJAF Omnibus Anti-Violence Act | 0.00                      | 0.00                     | 0.00                      | 0.00                     | 0.00                      | 0.00                     | 0.00                      | 0.00                     | 0.00                      | 0.00                     |

|                                |                |              |                |              |                |              |                |               |                |               |
|--------------------------------|----------------|--------------|----------------|--------------|----------------|--------------|----------------|---------------|----------------|---------------|
| Public Works Administration    | 14,402,971.70  | 2,023,350.77 | 15,457,336.11  | 654,897.63   | 28,911,201.50  | 2,049,430.37 | 41,656,492.38  | 3,254,535.24  | 50,106,082.83  | 1,759,274.79  |
| Office of Integrated Care      | 0.00           | 0.00         | 0.00           | 0.00         | 0.00           | 0.00         | 0.00           | 0.00          | 0.00           | 0.00          |
| Pub Hlth Supplemental Food WIC | 5,558,972.94   | 136,285.36   | 5,396,553.43   | 101,279.26   | 6,547,577.26   | 171,201.21   | 6,862,759.58   | 275,850.83    | 5,049,121.70   | 219,392.96    |
| Miscellaneous Health           | 1,273,677.72   | 0.00         | 2,229,137.67   | 0.00         | 1,864,606.23   | 0.00         | 1,921,442.35   | 1,200.00      | 2,220,511.99   | 0.00          |
| CHS Administration             | 33,423,316.71  | 400,693.48   | 30,372,567.21  | 132,837.07   | 30,173,941.32  | 118,555.76   | 30,414,393.96  | 349,665.56    | 30,300,273.57  | 716,545.95    |
| RCCC General & Administrative  | 1,814,832.21   | 17,903.57    | 1,989,082.82   | 44,180.96    | 2,170,103.62   | 66,217.65    | 2,486,347.39   | 158,970.84    | 2,164,462.51   | 44,818.55     |
| LOR Administration             | 441,082.13     | 5,249.92     | 466,514.81     | 11,555.38    | 594,999.77     | 14,923.94    | 625,086.51     | 6,333.66      | 878,529.35     | 302,710.58    |
| Family Violence Initiative     | 0.00           | 0.00         | 0.00           | 0.00         | 0.00           | 0.00         | 0.00           | 0.00          | 0.00           | 0.00          |
| Libraries Oper & Facilities    | 1,546,387.55   | 75,640.71    | 1,745,751.90   | 57,731.58    | 1,502,951.31   | 10,926.54    | 1,496,781.69   | 15,340.80     | 1,778,173.68   | 2,306.84      |
| Parks & Rec Administration     | 8,826,641.30   | 1,360,815.60 | 13,793,028.51  | 899,876.76   | 14,504,753.29  | 676,847.31   | 5,495,478.02   | 1,132,283.80  | 8,123,872.12   | 1,197,212.58  |
| Arts & Science Center          | 0.00           | 0.00         | 0.00           | 0.00         | 0.00           | 0.00         | 0.00           | 0.00          | 0.00           | 0.00          |
| Historical Soc Of Ramsey Co    | 0.00           | 0.00         | 0.00           | 0.00         | 0.00           | 0.00         | 0.00           | 0.00          | 0.00           | 0.00          |
| Landmark Center                | 268,996.63     | 0.00         | 46,646.86      | 0.00         | 197,570.00     | 0.00         | 38,407.69      | 2,868.85      | 551,672.15     | 208,808.15    |
| Ramsey Co 150th Anniversary    | 0.00           | 0.00         | 0.00           | 0.00         | 0.00           | 0.00         | 0.00           | 0.00          | 0.00           | 0.00          |
| Soil & Water Conserv Dist      | 188,517.23     | 0.00         | 198,259.54     | 0.00         | 120,464.09     | 0.00         | 159,985.55     | 0.00          | 233,637.58     | 0.00          |
| County Extension Services      | 17,626.91      | 12,467.52    | 12,849.60      | 5,648.98     | 50,990.14      | 7,633.00     | 57,451.46      | 31,099.40     | 10,511.62      | 0.00          |
| CDBG Admin                     | 617,807.34     | 17,213.71    | 1,641,991.92   | 28,845.24    | 802,115.85     | 102,813.52   | 1,907,068.07   | 106,795.67    | 667,304.26     | 11,775.00     |
| Job Training Adm Cost Pool     | 4,839,857.29   | 6,081.63     | 3,504,146.09   | 22,744.99    | 3,458,124.61   | 12,954.00    | 11,741,873.70  | 18,495.57     | 10,635,477.41  | 94,692.15     |
| GCDS CIP Refunding Ser 1992C   | 77,107.96      | 35,982.96    | 0.00           | 0.00         | 36,903.01      | 18,478.01    | 0.00           | 0.00          | 84,296.63      | 37,887.63     |
| Library Debt Srv Refund 1994 C | 0.00           | 0.00         | 0.00           | 0.00         | 34,942.54      | 17,117.54    | 0.00           | 0.00          | 0.00           | 0.00          |
| Valley Branch Watershed 1986   | 0.00           | 0.00         | 0.00           | 0.00         | 0.00           | 0.00         | 0.00           | 0.00          | 0.00           | 0.00          |
| Pub Fac Lease Rev Bds Ser 2003 | 0.00           | 0.00         | 0.00           | 0.00         | 0.00           | 0.00         | 0.00           | 0.00          | 0.00           | 0.00          |
| Lmtd Tax Oblig Note Series '12 | 0.00           | 0.00         | 0.00           | 0.00         | 3,296,666.00   | 0.00         | 6,638,333.00   | 0.00          | 6,693,334.00   | 0.00          |
|                                | 174,404,282.76 | 7,054,915.42 | 156,531,816.63 | 6,548,770.56 | 168,479,338.42 | 9,912,585.07 | 215,510,404.93 | 15,839,152.54 | 215,190,218.01 | 15,424,713.38 |

Minus:

|                  |               |           |               |            |               |           |               |            |               |          |
|------------------|---------------|-----------|---------------|------------|---------------|-----------|---------------|------------|---------------|----------|
| Buildings        | 2,421,954.94  | 18,200.00 | 9,850,881.49  | 27,914.50  | 8,261,662.10  | 6,703.00  | 25,352,906.11 | 36,696.42  | 61,068.52     | 0.00     |
| New Construction | 58,928,416.71 | 15,114.15 | 20,079,823.92 | 98,755.16  | 3,541,513.49  | 66,364.29 | 4,977,172.92  | 69,460.12  | 11,183,789.80 | 6,505.26 |
|                  | 61,350,371.65 | 33,314.15 | 29,930,705.41 | 126,669.66 | 11,803,175.59 | 73,067.29 | 30,330,079.03 | 106,156.54 | 11,244,858.32 | 6,505.26 |

113,053,911.11 7,021,601.27 126,601,111.22 6,422,100.90 156,676,162.83 9,839,517.78 185,180,325.90 15,732,996.00 203,945,359.69 15,418,208.12

## Comparison of CERT SBE Payments by Account (2012-2016)

| Account # | Account Description                                  | 2012 Total    | 2012 CERT    | 2013 Total      | 2013 CERT    | 2014 Total    | 2014 CERT    | 2015 Total      | 2015 CERT    | 2016 Total      | 2016 CERT    |
|-----------|--|---------------|--------------|-----------------|--------------|---------------|--------------|-----------------|--------------|-----------------|--------------|
| 421101    | Accounting & Auditing Svcs                           | \$ 69,161.25  |              | \$ 91,231.37    |              | \$ 99,860.90  |              | \$ 59,053.00    |              | \$ 106,151.95   |              |
| 421108    | Financial Advisor                                    |               |              |                 |              | \$ 6,131.25   |              | \$ 101,686.25   |              | \$ 71,592.50    | \$ 11,775.00 |
| 421109    | Bond Issuance Costs                                  | \$ 151,570.01 | \$ 69,875.41 | \$ 127,363.77   | \$ 65,899.03 | \$ 149,413.86 | \$ 66,332.36 | \$ 119,802.86   | \$ 53,199.66 | \$ 219,286.65   | \$ 98,399.65 |
| 421110    | Fiscal Agent Fees                                    |               |              |                 |              |               |              |                 |              | \$ 50,000.00    |              |
| 421201    | Legal Services                                       | \$ 661,837.28 |              | \$ 963,038.88   |              | \$ 611,180.18 |              | \$ 1,015,778.79 |              | \$ 575,316.79   |              |
| 421202    | Private Counsel Fees                                 | \$ 552,792.76 |              | \$ 554,406.72   |              | \$ 255,130.28 |              | \$ 3,653.84     |              | \$ 79,408.05    |              |
| 421203    | Court Reporter Services                              | \$ 1,903.25   |              | \$ 1,772.35     |              |               |              |                 |              | \$ 2,035.00     |              |
| 421204    | Attorneys - Commitments                              | \$ 238,405.80 |              | \$ 235,477.80   |              | \$ 235,477.80 |              | \$ 235,477.68   |              | \$ 251,293.50   | \$ 30,713.65 |
| 421205    | Civil Commitments Counsel For                        | \$ 433,994.01 |              | \$ 1,328,107.50 |              | \$ 885,405.00 |              | \$ 886,485.00   |              | \$ 904,214.76   |              |
| 421207    | Ward/Conservatee Transcript Of Testimony Fee         | \$ 79,009.38  |              | \$ 71,427.21    |              | \$ 65,285.89  |              | \$ 44,917.41    | \$ 2,155.00  | \$ 54,223.70    | \$ 1,465.00  |
| 421212    | Witness Fees   | \$ 29,476.23  |              | \$ 34,373.36    |              | \$ 29,822.54  |              | \$ 27,119.01    |              | \$ 37,346.45    |              |
| 421215    | Expert Testimony Fee                                 | \$ 32,348.63  |              | \$ 37,704.02    |              | \$ 43,449.98  |              | \$ 55,269.78    | \$ 274.50    | \$ 106,094.72   | \$ 210.00    |
| 421217    | Statutory Exp Acct                                   | \$ 17,810.16  | \$ 3,087.76  | \$ 16,425.48    | \$ 3,690.00  | \$ 22,782.84  | \$ 4,489.16  | \$ 16,581.49    | \$ 3,894.18  | \$ 15,010.38    | \$ 616.36    |
| 421218    | Commitment Services                                  | \$ 110,198.50 |              | \$ 130,116.53   |              | \$ 131,298.28 |              | \$ 127,287.44   |              | \$ 158,083.49   | \$ 24,383.15 |
| 421219    | Counsel for Indigents                                | \$ 302,069.56 |              | \$ 302,306.18   |              | \$ 141,314.48 |              | \$ 112,844.94   |              | \$ 99,532.44    |              |
| 421220    | Audio & Video Evidence                               | \$ 290.21     |              | \$ 189.97       |              | \$ 484.80     |              | \$ 68.50        |              | \$ 721.90       |              |
| 421221    | Certified Copies                                     | \$ 10,179.47  |              | \$ 29,076.19    |              | \$ 43,326.27  |              | \$ 31,943.15    |              | \$ 17,421.59    |              |
| 421222    | Exhibits   | \$ 3,401.66   |              | \$ 550.00       |              | \$ 490.39     |              | \$ 85.00        |              |                 |              |
| 421223    | Court Filing Fees                                    | \$ 2,610.36   |              | \$ 2,728.00     |              | \$ 1,932.40   |              | \$ 5,739.00     |              | \$ 3,052.00     |              |
| 421224    | Court Ordered Fees Administrative Hearing Fees       | \$ 1,353.00   |              | \$ 8,823.38     |              | \$ 1,935.14   |              | \$ 5,805.18     |              | \$ 3,957.47     |              |
| 421225    | Medical Services                                     | \$ 805,012.70 |              | \$ 597,483.62   |              | \$ 711,614.46 |              | \$ 1,080,794.35 |              | \$ 1,092,675.25 |              |
| 421302    | Post Mortem Examinations                             | \$ 79,050.00  |              | \$ 79,350.00    |              | \$ 83,250.00  |              | \$ 69,534.50    |              | \$ 78,950.00    |              |
| 421303    | External Examinations Diagnostic & Referral Services | \$ 1,200.00   |              | \$ 1,300.00     |              | \$ 1,100.00   |              | \$ 10,550.00    |              | \$ 4,300.00     |              |
| 421305    |  | \$ 48,632.77  |              | \$ 33,918.30    |              |               |              |                 |              |                 |              |

|        |  |    |              |    |            |    |              |    |              |    |               |    |              |    |               |    |              |    |               |    |              |
|--------|--|----|--------------|----|------------|----|--------------|----|--------------|----|---------------|----|--------------|----|---------------|----|--------------|----|---------------|----|--------------|
| 421306 | Psychiatrist Service                         | \$ | 105,805.25   | \$ | 77,744.00  | \$ | 77,337.50    | \$ | 10,888.75    |    |               |    |              |    |               |    |              |    |               |    |              |
| 421307 | Psychologist Service                         | \$ | 92,301.50    | \$ | 109,251.84 | \$ | 124,624.59   | \$ | 144,414.00   | \$ | 7,344.00      | \$ | 167,370.00   | \$ | 3,981.00      |    |              |    |               |    |              |
| 421308 | Physical Therapy - Medicare A                | \$ | 245,898.37   | \$ | 232,768.71 | \$ | 219,704.04   | \$ | 258,581.40   |    |               | \$ | 273,210.05   |    |               |    |              |    |               |    |              |
| 421309 | Occupat Therapy-Medicare A                   | \$ | 198,841.63   | \$ | 188,059.86 | \$ | 168,307.42   | \$ | 202,622.49   |    |               | \$ | 224,948.55   |    |               |    |              |    |               |    |              |
| 421310 | Speech Therapy                               | \$ | 36,107.16    | \$ | 43,257.56  | \$ | 39,859.94    | \$ | 30,729.45    |    |               | \$ | 39,190.09    |    |               |    |              |    |               |    |              |
| 421311 | Sexual Assault Examinations                  | \$ | 372,651.41   | \$ | 429,255.00 | \$ | 429,389.30   | \$ | 447,672.40   |    |               | \$ | 536,579.20   |    |               |    |              |    |               |    |              |
| 421312 | Physical Examinations                        | \$ | 14,177.50    | \$ | 17,081.87  | \$ | 30,506.25    | \$ | 13,983.50    |    |               | \$ | 25,764.00    |    |               |    |              |    |               |    |              |
| 421316 | Pharmacy Consulting Fees                     | \$ | 21,570.49    | \$ | 11,046.75  | \$ | 10,194.40    | \$ | 12,735.76    |    |               | \$ | 11,468.20    |    |               |    |              |    |               |    |              |
| 421317 | Animal Health Services                       | \$ | 10,678.29    | \$ | 15,801.44  | \$ | 20,702.66    | \$ | 14,252.50    |    |               | \$ | 8,935.73     |    |               |    |              |    |               |    |              |
| 421325 | Nursing Pool Services                        | \$ | 204,814.49   | \$ | 179,415.62 | \$ | 206,207.98   | \$ | 202,254.13   |    |               | \$ | 139,903.12   |    |               |    |              |    |               |    |              |
| 421401 | Data Proc Srv-Other                          | \$ | 1,300,792.98 | \$ | 1,879.60   | \$ | 1,437,477.10 | \$ | 9,016.00     | \$ | 1,672,664.37  | \$ | 15,684.00    | \$ | 1,561,355.35  | \$ | 42,637.50    | \$ | 1,750,876.52  | \$ | 33,181.10    |
| 421404 | Dp Srv-Hardware & Soft                       | \$ | 10,800.00    |    |            | \$ | 5,400.00     | \$ | 10,800.00    |    |               | \$ | 8,751.48     |    |               | \$ | 10,800.00    |    |               |    |              |
| 421405 | Data Proc Svc-Apps Hosted & Managed Services |    |              |    |            | \$ | 585.36       | \$ | 96.76        |    |               | \$ | 21.51        |    |               | \$ | 25,067.09    |    |               |    |              |
| 421406 |  |    |              |    |            | \$ | 537,648.78   |    |              | \$ | 1,475,375.92  | \$ | 142,492.50   | \$ | 1,686,312.17  | \$ | 19,960.80    |    |               |    |              |
| 421501 | Consulting Services                          | \$ | 3,459,008.27 | \$ | 534,346.90 | \$ | 4,944,132.76 | \$ | 1,019,026.09 | \$ | 6,323,554.04  | \$ | 1,493,979.48 | \$ | 8,668,375.33  | \$ | 1,509,435.15 | \$ | 7,811,503.96  | \$ | 2,055,882.33 |
| 421502 | Engineering Service                          | \$ | 96,251.14    | \$ | 8,433.83   | \$ | 570,301.66   | \$ | 25,845.24    | \$ | 1,786,281.18  | \$ | 102,813.52   | \$ | 1,090,740.36  | \$ | 31,765.67    | \$ | 7,466,209.34  |    |              |
| 421504 | Labor Relations Arbitrator                   | \$ | 5,807.52     |    |            | \$ | 19,942.08    | \$ | 11,038.44    | \$ | 6,287.00      |    |              | \$ | 14,700.53     |    |              |    |               |    |              |
| 421505 | Special Examiner's Service                   |    |              |    |            |    |              | \$ | 300.00       |    |               |    |              |    |               |    |              |    |               |    |              |
| 421507 | Arbitration Service                          | \$ | 7,385.25     |    |            | \$ | 3,169.00     | \$ | 165.50       |    |               |    |              |    |               |    |              |    |               |    |              |
| 421509 | Design Services                              |    |              |    |            |    |              | \$ | 16,772.50    |    |               | \$ | 13,311.07    |    |               | \$ | 5,525.00     | \$ | 5,525.00      |    |              |
| 421510 | Architectural Services Co Project Management | \$ | 1,200.00     |    |            |    |              | \$ | 4,800.00     |    |               |    |              |    |               | \$ | 2,432.50     |    |               |    |              |
| 421511 | Srvs   | \$ | 301,987.45   |    |            | \$ | 389,620.73   | \$ | 301,317.29   | \$ | 158,358.37    |    |              | \$ | 39,851.33     |    |              |    |               |    |              |
| 421512 | Purchasing                                   | \$ | 708,819.23   |    |            | \$ | 678,107.48   |    |              |    |               |    |              |    |               |    |              |    |               |    |              |
| 421513 | Pro Shop Services                            | \$ | 287,116.91   |    |            | \$ | 165,071.99   | \$ | 264,923.17   | \$ | 337,706.54    |    |              | \$ | 332,495.60    |    |              |    |               |    |              |
| 421514 | Investigating Service                        | \$ | 35,435.12    |    |            | \$ | 99,554.80    | \$ | 39,856.25    | \$ | 39,472.87     |    |              | \$ | 52,538.99     |    |              |    |               |    |              |
| 421517 | Lab Service                                  | \$ | 227,208.43   |    |            | \$ | 278,921.13   | \$ | 394,665.21   | \$ | 462,486.69    |    |              | \$ | 521,759.49    |    |              |    |               |    |              |
| 421518 | Photography/Processing Srvs                  | \$ | 1,352.85     |    |            | \$ | 1,105.26     | \$ | 592.75       |    |               |    |              | \$ | 1,605.44      |    |              |    |               |    |              |
| 421519 | Clerical Services                            | \$ | 197,209.14   |    |            | \$ | 196,988.22   | \$ | 123,740.15   | \$ | 174,218.02    | \$ | 9,843.82     | \$ | 490,819.85    | \$ | 14,306.60    |    |               |    |              |
| 421520 | Microfilm / Microfiche Proc                  | \$ | 3,787.18     |    |            | \$ | 46,737.37    | \$ | 3,542.10     | \$ | 4,227.97      |    |              |    |               |    |              |    |               |    |              |
| 421521 | Interpreter Services                         | \$ | 568,621.32   | \$ | 4,121.28   | \$ | 694,141.51   | \$ | 6,805.00     | \$ | 696,563.31    | \$ | 14,590.70    | \$ | 723,221.24    | \$ | 15,033.90    | \$ | 830,054.77    | \$ | 13,967.62    |
| 421522 | Other Professional Services                  | \$ | 8,308,566.18 | \$ | 157,167.70 | \$ | 8,602,593.20 | \$ | 116,665.63   | \$ | 11,233,965.01 | \$ | 249,646.64   | \$ | 19,387,516.40 | \$ | 137,732.98   | \$ | 17,963,948.08 | \$ | 347,149.60   |
| 421524 | Professional Svcs Reimbursable               | \$ | 394,620.95   |    |            | \$ | 918,419.33   | \$ | 959,063.92   | \$ | 8,000.00      | \$ | 1,078,002.07 | \$ | 1,166,510.80  | \$ | 10,050.00    |    |               |    |              |



|        |                                    |                 |               |                 |                 |                 |               |                 |               |                 |               |
|--------|------------------------------------|-----------------|---------------|-----------------|-----------------|-----------------|---------------|-----------------|---------------|-----------------|---------------|
| 421525 | Recruitment Service Management and | \$ 46,133.95    |               | \$ 71,495.75    |                 | \$ 65,883.45    |               | \$ 52,911.66    |               | \$ 76,646.27    | \$ 2,700.00   |
| 421528 | Information Srv                    | \$ 51,561.80    |               | \$ 25,159.32    |                 | \$ 32,388.50    |               | \$ 25,026.80    |               | \$ 29,762.00    |               |
| 421530 | Hazardous Waste Enforcement        | \$ 1,152.33     |               |                 |                 |                 |               |                 |               | \$ 466.39       |               |
| 421531 | Funeral Director Service           | \$ 392,516.38   |               | \$ 410,185.34   |                 | \$ 386,157.66   |               | \$ 417,310.59   |               | \$ 459,329.49   |               |
| 421532 | Consulting-User Departments        | \$ 31,319.00    | \$ 9,115.00   | \$ 3,420.43     |                 | \$ 28,600.00    |               | \$ 7,560.00     |               |                 |               |
| 421533 | Service Repair Tech                | \$ 402,856.41   |               | \$ 404,891.89   |                 | \$ 431,187.13   |               | \$ 342,226.36   |               | \$ 183,148.11   |               |
| 421535 | Appraisal Fees                     | \$ 369,831.75   | \$ 11,862.50  | \$ 204,656.85   | \$ 1,400.00     | \$ 73,575.23    |               |                 |               |                 |               |
| 421602 | Advertising & Promotion            | \$ 795,362.78   | \$ 42,522.23  | \$ 1,606,641.98 | \$ 18,881.48    | \$ 1,713,529.20 | \$ 15,930.27  | \$ 1,240,705.61 | \$ 26,404.18  | \$ 1,410,694.56 | \$ 36,861.83  |
| 421603 | Printing & Stationery              | \$ 660,001.47   | \$ 14,267.43  | \$ 549,160.55   | \$ 14,935.08    | \$ 592,485.89   | \$ 15,849.86  | \$ 550,419.98   | \$ 76,324.32  | \$ 796,627.27   | \$ 318,984.06 |
| 421604 | Special Brochures & Reports        | \$ 4,728.31     |               | \$ 4,719.49     | \$ 1,241.89     | \$ 4,294.79     |               | \$ 3,780.00     |               |                 |               |
| 421704 | Mailing Service                    |                 |               |                 |                 |                 |               |                 |               | \$ 9.79         |               |
| 421711 | Recording Services                 | \$ 10,646.95    |               | \$ 10,514.18    |                 | \$ 9,940.82     |               | \$ 7,757.53     |               | \$ 8,683.29     |               |
| 421712 | Pager Services                     | \$ 18,964.53    |               | \$ 12,514.51    |                 | \$ 10,466.12    |               | \$ 9,331.11     |               | \$ 5,072.96     |               |
| 421714 | Wireless Internet Connections      | \$ 90,905.73    |               | \$ 103,305.41   |                 | \$ 105,489.70   |               | \$ 66,458.19    |               | \$ 104,483.56   |               |
| 421715 | Mobile Radio Communication         | \$ 152,779.02   |               | \$ 129,206.23   |                 | \$ 124,465.52   |               | \$ 175,590.62   |               | \$ 166,587.61   |               |
| 421716 | Data Circuit Lines                 | \$ 216,815.89   |               | \$ 227,614.79   |                 | \$ 219,899.59   |               | \$ 352,029.86   |               | \$ 445,304.43   |               |
| 421801 | Workers Compensation Expenses      |                 |               |                 |                 |                 |               | \$ 5,930.42     | \$ 549.00     | \$ 7,006.73     |               |
| 421803 | Work Comp-Loss Control             | \$ 8,295.72     |               | \$ 102.26       |                 |                 |               |                 |               |                 |               |
| 421813 | Work Comp-Other                    | \$ 400.00       |               | \$ 300.00       |                 | \$ 300.00       |               | \$ 300.00       |               | \$ 100.00       |               |
| 422101 | Buildings & Structures-Repairs     | \$ 1,392,053.14 | \$ 741,386.51 | \$ 1,569,491.57 | \$ 1,043,939.69 | \$ 1,433,233.59 | \$ 691,309.39 | \$ 1,002,445.45 | \$ 544,341.37 | \$ 763,610.47   | \$ 308,118.31 |
| 422102 | Painting & Decorating              | \$ 41,921.11    | \$ 36,044.31  | \$ 20,187.70    | \$ 20,187.70    | \$ 6,492.73     | \$ 6,492.73   | \$ 4,972.00     | \$ 4,972.00   | \$ 3,350.00     | \$ 1,205.00   |
| 422103 | Elevator-Repairs & Maint           | \$ 160,303.15   | \$ 5,125.24   | \$ 178,967.81   | \$ 4,188.00     | \$ 219,713.23   |               | \$ 245,924.36   |               | \$ 246,843.85   |               |
| 422104 | Air Conditioners-Repairs           | \$ 35,386.48    |               | \$ 28,036.86    | \$ 6,500.00     | \$ 20,916.41    |               | \$ 12,551.51    | \$ 980.00     | \$ 19,339.56    |               |
| 422105 | Elec & Mechanical Service & Mai    | \$ 275,093.84   | \$ 6,076.70   | \$ 219,793.65   | \$ 2,810.00     | \$ 247,187.66   | \$ 1,290.00   | \$ 394,878.84   | \$ 7,013.61   | \$ 473,365.44   | \$ 15,998.74  |
| 422106 | Window Washing Services            | \$ 15,723.05    |               | \$ 46,153.93    |                 | \$ 39,530.00    |               | \$ 46,955.00    |               | \$ 18,480.00    |               |
| 422107 | Bldg Damage Repair Services        | \$ 3,791.88     | \$ 277.37     | \$ 310.00       |                 | \$ 16,577.51    | \$ 14,306.26  |                 |               | \$ 400.00       |               |
| 422108 | Plumbing Services                  | \$ 24,260.58    |               | \$ 31,046.82    |                 | \$ 58,559.49    |               | \$ 22,112.89    |               | \$ 25,933.55    | \$ 13,226.32  |
| 422109 | Fire Systems & Equip Repairs       | \$ 77,275.77    | \$ 12,630.23  | \$ 61,769.02    | \$ 12,161.73    | \$ 80,389.11    | \$ 7,569.46   | \$ 112,119.11   | \$ 9,560.37   | \$ 76,011.16    | \$ 23,211.68  |
| 422201 | Laundry & Sanitation Service       | \$ 125,525.35   |               | \$ 132,074.69   |                 | \$ 124,779.05   |               | \$ 130,704.44   |               | \$ 132,400.89   | \$ 1,750.00   |
| 422202 | Rubbish Removal                    | \$ 470,639.99   | \$ 356.42     | \$ 433,239.24   |                 | \$ 439,389.96   |               | \$ 383,155.93   | \$ 3,087.50   | \$ 326,220.90   | \$ 1,367.00   |
| 422203 | Janitorial Service                 | \$ 1,404,164.42 |               | \$ 1,936,961.45 |                 | \$ 1,771,104.24 |               | \$ 1,738,836.18 | \$ 2,342.87   | \$ 2,470,919.69 | \$ 7,262.00   |

|        |                                |                 |              |                 |              |                 |               |                 |               |                 |               |
|--------|--------------------------------|-----------------|--------------|-----------------|--------------|-----------------|---------------|-----------------|---------------|-----------------|---------------|
| 422204 | Toilet Facilities-Chemical Uni | \$ 21,973.55    | \$ 21,973.55 | \$ 24,140.32    | \$ 24,140.32 | \$ 26,893.05    | \$ 26,893.05  | \$ 35,241.79    | \$ 35,099.79  | \$ 36,186.73    | \$ 36,186.73  |
| 422205 | Linen Supply Services          | \$ 13,811.46    |              | \$ 10,656.39    |              | \$ 10,075.24    |               | \$ 11,326.15    |               | \$ 52,026.04    |               |
| 422206 | Homemaker/Housekeeper Svcs     |                 |              | \$ 320.63       |              |                 |               |                 |               |                 |               |
| 422207 | Hazardous Waste Disposal Svc   | \$ 16,061.95    | \$ 2,571.25  | \$ 21,897.17    | \$ 1,473.57  | \$ 7,808.14     | \$ 18.00      | \$ 13,249.57    |               | \$ 10,772.90    | \$ 1,586.60   |
| 422208 | Medical Waste Removal          | \$ 6,228.40     |              | \$ 14,325.69    |              | \$ 8,189.86     |               | \$ 9,218.54     |               | \$ 12,960.57    |               |
| 422209 | Recycling Services             | \$ 13,635.73    |              | \$ 22,844.26    |              | \$ 7,092.37     |               | \$ 7,797.74     | \$ 3,586.00   | \$ 21,747.12    | \$ 17,783.75  |
| 422210 | Deconstruction/Demolition      |                 |              | \$ 124,141.42   |              | \$ 74,336.24    | \$ 34,269.00  |                 |               |                 |               |
| 422501 | Automobile Lease Or Rental     | \$ 56,376.00    |              | \$ 56,471.00    |              | \$ 56,491.22    |               | \$ 59,356.60    |               | \$ 65,013.01    |               |
| 422502 | Equipment & Machinery-Rental   | \$ 166,617.57   | \$ 2,363.90  | \$ 151,414.89   | \$ 4,507.33  | \$ 189,503.63   | \$ 4,364.00   | \$ 261,109.63   | \$ 8,772.50   | \$ 268,806.51   | \$ 7,872.96   |
| 422504 | Road Equipment                 | \$ 1,025.85     |              | \$ 2,675.38     |              | \$ 7,286.00     |               | \$ 2,593.00     |               | \$ 16,619.51    |               |
| 422505 | Road Safety Devices            | \$ 2,789.85     |              | \$ 500.26       |              |                 |               | \$ 291.75       |               |                 |               |
| 422507 | Telecom Equipment & Serv       | \$ 255.41       |              |                 |              |                 |               |                 |               |                 |               |
| 422508 | Office Equipment Rental        | \$ 1,488.14     |              | \$ 439.64       |              | \$ 13,432.79    | \$ 12,696.00  | \$ 14,429.63    | \$ 12,696.00  | \$ 7,332.00     | \$ 7,332.00   |
| 422601 | Equipment & Machinery Repairs  | \$ 787,235.54   | \$ 62,847.77 | \$ 872,459.91   | \$ 54,911.95 | \$ 867,595.83   | \$ 31,382.07  | \$ 761,038.67   | \$ 44,593.35  | \$ 1,768,013.89 | \$ 57,324.82  |
| 422602 | Data Proc Equip Maint          | \$ 385,230.89   | \$ 1,027.11  | \$ 271,577.05   | \$ 7,409.22  | \$ 259,769.97   | \$ 24,971.05  | \$ 337,814.63   | \$ 220,724.56 | \$ 727,508.82   | \$ 208,748.98 |
| 422603 | Data Proc Equip Maint-User     | \$ 1,448,593.65 | \$ 67,747.17 | \$ 987,168.41   | \$ 4,800.00  | \$ 1,245,100.73 | \$ 105,761.72 | \$ 1,098,082.83 | \$ 34,561.67  | \$ 1,277,187.79 | \$ 82,463.00  |
| 422604 | Security Equipment Repairs     | \$ 39,552.82    | \$ 10,923.88 | \$ 117,628.44   | \$ 19,581.84 | \$ 67,442.66    | \$ 4,734.95   | \$ 62,432.02    | \$ 5,373.55   | \$ 73,238.96    | \$ 6,756.39   |
| 422701 | Automobile & Truck-Repairs     | \$ 599,974.56   | \$ 747.21    | \$ 547,602.58   | \$ 3,369.64  | \$ 648,249.50   | \$ 92.90      | \$ 504,201.37   | \$ 629.33     | \$ 337,909.21   | \$ 5,791.55   |
| 422702 | Boat-Repairs                   | \$ 8,961.83     |              | \$ 16,447.54    |              | \$ 13,988.52    |               | \$ 19,798.44    |               | \$ 3,825.03     |               |
| 422703 | Snowmobile-Repairs             |                 |              | \$ 552.12       |              | \$ 125.46       |               | \$ 1,011.43     |               |                 |               |
| 422704 | Zamboni Machine-Repairs        | \$ 5,823.20     |              | \$ 5,215.92     | \$ 50.00     | \$ 7,658.07     |               | \$ 7,277.00     |               | \$ 7,570.75     |               |
| 422705 | Trailer Repair                 |                 |              |                 |              |                 |               |                 |               | \$ 622,066.75   |               |
| 422801 | Grounds-Repairs                | \$ 211,728.57   | \$ 2,920.16  | \$ 188,550.04   | \$ 22,308.78 | \$ 169,238.59   | \$ 36,168.71  | \$ 93,381.00    | \$ 20,712.32  | \$ 92,069.67    | \$ 21,493.16  |
| 422802 | Snow Removal                   | \$ 145,821.37   | \$ 5,010.00  | \$ 496,316.36   | \$ 14,275.00 | \$ 620,998.54   | \$ 5,195.00   | \$ 290,733.86   | \$ 850.00     | \$ 337,079.98   | \$ 8,932.50   |
| 422803 | Maintenance County Roads       | \$ 2,008,088.63 | \$ 198.07    | \$ 2,022,654.83 |              | \$ 1,950,081.28 | \$ 1,860.00   | \$ 2,120,866.15 |               | \$ 2,146,557.79 |               |
| 422804 | Traffic Signal Revision        | \$ 12,532.14    | \$ 6,626.50  | \$ 6,810.50     | \$ 6,810.50  | \$ 3,577.50     | \$ 3,577.50   | \$ 15,839.50    | \$ 15,839.50  | \$ 11,349.22    | \$ 10,555.00  |
| 422806 | Parking Lot & Garage Service   | \$ 32,468.02    | \$ 25,346.91 | \$ 27,028.54    | \$ 4,076.55  | \$ 38,897.30    | \$ 3,263.50   | \$ 53,277.94    | \$ 4,220.00   | \$ 1,603.73     |               |
| 422807 | Well & Pump Service            | \$ 6,651.42     | \$ 1,916.03  | \$ 5,473.17     | \$ 990.00    | \$ 3,048.17     |               | \$ 11,328.81    |               | \$ 525.00       |               |
| 422808 | Particip In Weed & Algae Contr | \$ 8,112.00     |              | \$ 8,304.50     |              | \$ 8,734.60     |               | \$ 8,502.60     |               | \$ 8,327.60     |               |
| 422809 | Weed Spraying                  | \$ 3,339.90     |              | \$ 3,834.23     |              | \$ 6,769.35     |               | \$ 4,917.23     |               | \$ 4,100.21     |               |
| 422810 | Tree Trimming & Removal        | \$ 212,965.58   |              | \$ 123,081.41   |              | \$ 133,091.10   |               | \$ 132,799.07   |               | \$ 138,173.96   |               |
| 422811 | Pest & Rodent Control          | \$ 19,324.36    |              | \$ 26,747.60    |              | \$ 22,555.65    |               | \$ 24,187.99    |               | \$ 27,236.09    |               |

|        |  |                 |              |                 |              |                 |              |                 |               |                 |              |
|--------|--|-----------------|--------------|-----------------|--------------|-----------------|--------------|-----------------|---------------|-----------------|--------------|
| 422812 | Alarm Service                                      | \$ 22,748.22    |              | \$ 31,572.82    | \$ 700.00    | \$ 32,932.00    |              | \$ 27,110.32    |               | \$ 26,163.56    |              |
| 422813 | Security Services                                  | \$ 1,868,993.80 |              | \$ 2,207,190.19 |              | \$ 2,296,911.68 |              | \$ 2,485,451.10 |               | \$ 2,324,111.12 |              |
| 422814 | Furniture Repair & Maintenance                     | \$ 2,490.04     |              | \$ 280.08       |              |                 |              | \$ 1,391.50     |               | \$ 1,551.18     |              |
| 422815 | Backup Power System Services                       | \$ 5,953.03     |              | \$ 26,275.36    |              | \$ 48,617.92    | \$ 256.50    | \$ 30,544.75    | \$ 331.50     | \$ 16,991.81    |              |
| 422816 | Rail Maint/Permit/Heat/Switch                      |                 |              |                 |              | \$ 401,794.23   |              | \$ 356,186.96   |               | \$ 231,330.77   |              |
| 423103 | School Services                                    | \$ 23,100.22    |              | \$ 65,000.00    |              |                 |              | \$ 70,000.00    |               | \$ 35,000.00    |              |
| 423104 | Health Education Services                          | \$ 10,484.41    |              | \$ 8,832.63     |              | \$ 10,857.90    |              | \$ 7,400.00     |               | \$ 4,199.35     |              |
| 423106 | Volunteer Training                                 | \$ 5,277.07     |              | \$ 10,056.25    |              | \$ 12,705.08    |              | \$ 20,203.16    |               | \$ 7,399.06     |              |
| 423107 | Other Education On the Job Training Services       | \$ 2,917.98     |              | \$ 6,871.57     |              | \$ 1,579.25     |              |                 |               |                 |              |
| 423110 |  | \$ 127.89       |              |                 |              |                 |              |                 |               |                 |              |
| 423111 | Employee Development Group Home Operators Training | \$ 481,206.37   | \$ 39,579.04 | \$ 479,256.84   | \$ 27,055.38 | \$ 434,950.86   | \$ 17,720.10 | \$ 557,389.63   | \$ 51,159.65  | \$ 482,566.45   | \$ 37,297.50 |
| 423112 |  | \$ 3,521.50     |              | \$ 2,145.00     |              | \$ 1,737.00     |              |                 |               |                 |              |
| 423114 | Safety Education Services                          | \$ 26,043.49    |              | \$ 24,917.56    |              | \$ 20,204.23    |              | \$ 16,796.38    |               | \$ 16,172.00    |              |
| 423115 | Shooting Range Usage                               | \$ 25,420.07    |              | \$ 32,837.33    |              | \$ 30,712.50    |              | \$ 35,755.00    |               | \$ 33,845.00    |              |
| 423201 | Room and Board                                     | \$ 138,274.27   |              | \$ 91,518.28    |              | \$ 143,553.31   |              | \$ 115,373.26   |               | \$ 41,851.08    |              |
| 423203 | Information & Referral                             | \$ 366,469.92   |              | \$ 340,472.44   |              | \$ 243,137.67   |              | \$ 344,504.25   |               | \$ 209,407.00   |              |
| 423206 | Personal Needs                                     |                 |              |                 |              | \$ 20,223.85    |              | \$ 804.30       |               |                 |              |
| 423207 | Housing Identification Case Management Services    | \$ 19,200.00    |              | \$ 7,500.00     |              |                 |              |                 |               |                 |              |
| 423208 |  | \$ 625,385.12   |              | \$ 361,641.05   |              | \$ 468,707.06   |              | \$ 699,686.42   |               | \$ 572,773.87   |              |
| 423209 | Incarceration                                      | \$ 508,724.00   |              | \$ 856,803.00   |              | \$ 338,397.00   |              | \$ 487,197.00   |               | \$ 865,280.05   | \$ 195.00    |
| 423210 | Clothing   | \$ 30,831.13    |              | \$ 47,101.36    |              | \$ 30,982.18    |              | \$ 12,804.93    |               | \$ 8,088.24     |              |
| 423211 | Testing Services                                   | \$ 6,943.63     |              | \$ 7,118.65     |              | \$ 5,521.25     |              | \$ 4,480.00     |               | \$ 10,117.26    | \$ 296.39    |
| 423212 | Day Care   | \$ 119,091.00   |              | \$ 84,832.71    |              | \$ 145,163.76   |              |                 |               | \$ 134,413.00   |              |
| 423213 | Misc Client Expense                                | \$ 150,255.91   |              | \$ 192,733.31   |              | \$ 375,253.83   | \$ 80.00     | \$ 382,539.45   | \$ 1,425.00   | \$ 767,742.25   |              |
| 423214 | Diversion  | \$ 235,000.01   |              | \$ 214,166.55   |              | \$ 205,833.21   |              | \$ 219,999.88   |               | \$ 195,130.00   |              |
| 423215 | Pre Trial Services                                 | \$ 1,260,759.00 |              | \$ 1,228,946.43 |              | \$ 1,252,771.00 |              | \$ 1,259,200.00 |               | \$ 1,305,000.00 |              |
| 423216 | Intermediate Sanctions                             | \$ 215,584.07   |              | \$ 244,400.00   |              | \$ 269,610.00   |              | \$ 205,110.00   |               | \$ 196,080.00   |              |
| 423218 | Non Residential Treatment                          | \$ 49,372.15    |              | \$ 43,426.00    |              | \$ 176,895.81   |              | \$ 228,318.01   |               | \$ 245,136.04   | \$ 35,360.00 |
| 423219 | Medical  | \$ 17,633.16    | \$ 930.00    | \$ 23,706.21    |              | \$ 43,301.51    |              | \$ 63,524.58    |               | \$ 74,991.27    |              |
| 423223 | Utilities SVCS to Families and Children            |                 |              |                 |              | \$ 3,102.71     |              |                 |               |                 |              |
| 423224 | Family Stabilization Services                      | \$ 840,538.66   | \$ 1,180.00  | \$ 1,009,617.19 | \$ 90,434.20 | \$ 1,131,341.76 | \$ 81,858.00 | \$ 891,267.08   | \$ 127,195.75 | \$ 1,094,817.26 |              |
| 423225 |  | \$ 764,678.28   |              | \$ 582,185.51   |              | \$ 678,790.48   |              | \$ 1,409,883.86 | \$ 835.00     | \$ 944,812.47   |              |

|        |                                |    |            |    |           |            |            |           |            |           |            |            |           |            |              |            |           |            |           |           |        |
|--------|--------------------------------|----|------------|----|-----------|------------|------------|-----------|------------|-----------|------------|------------|-----------|------------|--------------|------------|-----------|------------|-----------|-----------|--------|
| 423303 | Soil Survey                    |    |            |    |           |            |            |           |            |           |            |            |           |            |              |            |           |            |           |           |        |
| 423304 | Aerial Survey                  |    |            |    |           |            |            | \$        | 1,866.50   |           | \$         | 1,982.50   |           | \$         | 945.00       |            |           |            |           |           |        |
| 423305 | Towing Charges                 | \$ | 18,626.46  |    | \$        | 9,452.61   |            | \$        | 29,337.59  |           | \$         | 23,952.68  |           | \$         | 25,892.33    |            |           |            |           |           |        |
| 423306 | Food Service                   | \$ | 862,924.53 |    | \$        | 825,757.09 |            | \$        | 923,121.48 |           | \$         | 969,646.30 |           | \$         | 1,029,415.84 |            |           |            |           |           |        |
| 423307 | Moving Expense                 | \$ | 2,950.89   |    | \$        | 19,996.74  | \$         | 12,733.84 | \$         | 2,795.50  | \$         | 1,888.00   | \$        | 11,408.00  | \$           | 3,247.00   | \$        | 27,815.64  | \$        | 24,661.28 |        |
| 423308 | Collection Expense Fee         | \$ | 41,085.06  |    | \$        | 38,489.77  |            | \$        | 40,882.42  |           | \$         | 43,365.68  |           | \$         | 37,284.77    |            |           |            |           |           |        |
| 423309 | Records Storage/Retrieval Fees | \$ | 62,814.71  |    | \$        | 73,577.78  |            | \$        | 85,137.66  |           | \$         | 106,884.19 | \$        | 5,958.70   | \$           | 119,605.14 |           |            |           |           |        |
| 424103 | Workers Compensation Ins       |    |            |    | \$        | 1,522.00   |            | \$        | 1,572.00   | \$        | 5,000.00   | \$         | 6,548.00  | \$         | 17,784.00    |            |           |            |           |           |        |
| 424111 | Tort Liability Claims          |    |            |    |           |            |            |           |            |           |            |            |           |            | \$           | 721.87     |           |            |           |           |        |
| 424112 | Multi Cover Insurance          |    |            |    | \$        | 262,403.12 |            | \$        | 350.00     |           | \$         | 4,111.69   |           | \$         | 189,220.95   |            |           |            |           |           |        |
| 424113 | Stolen/Lost Property Claims    |    |            |    | \$        | 443.38     |            |           |            |           |            |            |           |            |              |            |           |            |           |           |        |
| 424203 | State Sales Tax                |    |            |    |           |            |            |           |            |           |            |            |           |            | \$           | 28,944.25  |           |            |           |           |        |
| 424205 | Excise Tax - Reg & Transfer Fe |    |            |    |           |            |            |           |            |           |            |            |           |            | \$           | 112,778.69 |           |            |           |           |        |
| 424301 | Travel Meetings Membership     | \$ | 10,449.58  |    |           |            |            |           |            |           |            |            |           |            |              |            |           |            |           |           |        |
| 424302 | Membership & Dues              | \$ | 392,541.46 |    | \$        | 410,636.51 |            | \$        | 480,933.44 |           | \$         | 516,548.65 |           | \$         | 504,226.63   |            |           |            |           |           |        |
| 424303 | Conference & Seminar           | \$ | 595,483.83 | \$ | 7,467.80  | \$         | 621,311.37 | \$        | 7,390.00   | \$        | 845,865.78 |            | \$        | 820,742.37 | \$           | 90.00      | \$        | 852,481.40 | \$        | 940.00    |        |
| 424304 | Other Travel                   | \$ | 37,350.28  | \$ | 7,418.50  | \$         | 46,563.88  |           | \$         | 55,140.80 |            | \$         | 37,272.03 |            | \$           | 14,452.86  |           |            |           |           |        |
| 424305 | Volunteer/Comm Meeting Exp     | \$ | 60,925.32  | \$ | 57.68     | \$         | 59,647.11  | \$        | 60.84      | \$        | 33,762.78  | \$         | 75.60     | \$         | 30,484.84    | \$         | 68.64     | \$         | 42,116.45 | \$        | 169.20 |
| 424306 | County Manager Meeting Expense | \$ | 4,590.86   | \$ | 188.25    | \$         | 6,444.20   |           | \$         | 5,463.34  |            | \$         | 6,793.94  |            | \$           | 3,940.65   |           |            |           |           |        |
| 424307 | Co Meeting/Acknowledgment Exp  | \$ | 2,495.93   |    | \$        | 4,768.29   |            | \$        | 9,002.77   |           | \$         | 13,884.27  |           | \$         | 18,495.43    |            |           |            |           |           |        |
| 424308 | Bd of Equalization Meeting Exp | \$ | 3,800.00   |    | \$        | 4,582.52   |            | \$        | 3,570.00   |           | \$         | 4,430.03   |           | \$         | 3,150.00     |            |           |            |           |           |        |
| 424309 | Other Educational Expenses     | \$ | 6,803.53   |    | \$        | 4,119.43   |            | \$        | 30,839.54  | \$        | 10,500.00  | \$         | 30,410.83 | \$         | 10,500.00    | \$         | 13,617.91 |            |           |           |        |
| 424401 | Real Estate Appraisers Service | \$ | 32,560.41  |    | \$        | 126,836.53 | \$         | 34,400.00 | \$         | 59,291.11 | \$         | 26,000.83  | \$        | 127,713.81 | \$           | 103,200.00 | \$        | 23,215.53  | \$        | 4,900.00  |        |
| 424403 | Transfer Of Title Fee          |    |            |    | \$        | 16,672.00  |            |           |            |           |            |            |           |            |              |            |           |            |           |           |        |
| 424405 | Recording Fees                 | \$ | 4,886.00   |    | \$        | 8,367.00   |            | \$        | 9,365.00   |           | \$         | 6,526.00   |           | \$         | 6,210.00     |            |           |            |           |           |        |
| 424505 | Return Of Children             | \$ | 35,358.27  | \$ | 24,017.10 | \$         | 19,830.29  |           | \$         | 14,106.88 |            | \$         | 1,163.90  |            | \$           | 2,478.64   |           |            |           |           |        |
| 424506 | Freight & Express Charge       | \$ | 35,505.59  |    | \$        | 19,484.89  |            | \$        | 84,686.61  |           | \$         | 26,981.08  |           | \$         | 6,349,450.15 | \$         | 6,514.71  |            |           |           |        |
| 424507 | Messenger Service              | \$ | 142,420.84 |    | \$        | 136,227.50 |            | \$        | 96,436.17  |           | \$         | 103,929.08 |           | \$         | 81,982.29    | \$         | 74,075.76 |            |           |           |        |
| 424508 | Armored Car Service            | \$ | 26,495.50  |    | \$        | 26,541.00  |            | \$        | 26,381.67  |           | \$         | 26,764.16  |           | \$         | 28,075.56    |            |           |            |           |           |        |
| 424509 | Witness Transportation         | \$ | 22,830.11  |    | \$        | 25,977.43  |            | \$        | 24,737.44  |           | \$         | 20,442.77  |           | \$         | 26,309.05    |            |           |            |           |           |        |
| 424510 | Witness Food and Lodging       | \$ | 5,331.32   |    | \$        | 5,558.64   |            | \$        | 9,862.09   |           | \$         | 6,332.81   |           | \$         | 12,125.17    |            |           |            |           |           |        |

|        |                                  |               |              |                 |              |               |              |               |              |                 |              |
|--------|----------------------------------|---------------|--------------|-----------------|--------------|---------------|--------------|---------------|--------------|-----------------|--------------|
| 424512 | Non-Assisted Client Transport    |               |              |                 |              | \$ 120,247.66 |              | \$ 2,354.06   |              | \$ 844.33       |              |
| 424601 | Other Services                   | \$ 607,171.57 | \$ 1,180.00  | \$ 1,031,835.15 | \$ 3,392.07  | \$ 841,571.49 | \$ 6,040.15  | \$ 888,479.34 | \$ 8,455.00  | \$ 1,018,281.24 | \$ 28,587.53 |
| 424602 | Special Programs/Awards          | \$ 206,784.17 | \$ 4,121.02  | \$ 144,675.12   |              | \$ 53,312.16  |              | \$ 227,095.00 |              | \$ 148,483.53   |              |
| 424603 | Resident Work Program            | \$ 232.69     |              |                 |              |               |              |               |              |                 |              |
| 424610 | Participation Fees               |               |              | \$ 99,477.52    |              | \$ 19,737.00  |              |               |              |                 |              |
| 424612 | Litigation Settlements-Taxable   |               |              | \$ 49,850.00    |              |               |              | \$ 100.00     |              |                 |              |
| 424624 | Premium Early Bond Redemption    |               |              |                 |              |               |              | \$ 2,800.00   |              |                 |              |
| 431101 | Office Supplies                  | \$ 823,597.17 | \$ 20,776.39 | \$ 796,629.39   | \$ 17,419.13 | \$ 764,427.93 | \$ 18,809.80 | \$ 834,032.14 | \$ 66,465.27 | \$ 1,043,920.35 | \$ 44,659.50 |
| 431102 | Computer Operating Supplies      | \$ 294,511.61 | \$ 236.52    | \$ 310,415.71   | \$ 10,863.85 | \$ 294,132.62 | \$ 5,639.70  | \$ 345,280.41 | \$ 9,300.00  | \$ 331,361.17   | \$ 1,007.50  |
| 431103 | Program Supplies                 | \$ 240,851.89 |              | \$ 245,971.24   | \$ 3,406.10  | \$ 253,542.26 | \$ 196.00    | \$ 220,992.11 | \$ 2,500.03  | \$ 221,784.59   | \$ 3,648.62  |
| 431104 | Oils Lubricants Etc              | \$ 38,139.17  |              | \$ 16,625.38    |              | \$ 12,820.93  |              | \$ 17,869.71  |              | \$ 124,410.99   |              |
| 431105 | Uniforms and Clothing            | \$ 152,561.04 | \$ 4,901.28  | \$ 129,765.67   | \$ 1,024.83  | \$ 175,460.89 | \$ 1,833.59  | \$ 140,461.46 | \$ 3,705.54  | \$ 166,868.06   | \$ 33,102.57 |
| 431107 | Microfilm Supplies               | \$ 627.50     |              | \$ 5,880.50     |              | \$ 1,440.15   |              | \$ 509.00     |              |                 |              |
| 431108 | Duplicating Supplies             | \$ 158,933.84 | \$ 2,662.00  | \$ 151,400.61   | \$ 1,118.00  | \$ 134,482.16 | \$ 170.00    | \$ 150,657.38 |              | \$ 127,102.53   |              |
| 431109 | Photographic Supplies            | \$ 1,357.78   |              | \$ 2,059.44     |              | \$ 4,112.17   |              | \$ 454.96     |              | \$ 1,275.36     |              |
| 431110 | Educational Materials            | \$ 15,591.72  |              | \$ 14,407.33    |              | \$ 15,401.26  |              | \$ 9,838.02   |              | \$ 15,275.18    |              |
| 431111 | Signs & Supplies                 | \$ 13,209.88  | \$ 1,423.75  | \$ 73,502.74    | \$ 4,750.22  | \$ 19,467.89  | \$ 4,051.27  | \$ 10,460.53  | \$ 4,635.25  | \$ 20,250.79    | \$ 3,546.65  |
| 431112 | Chemicals                        | \$ 16,462.35  |              | \$ 16,111.09    |              | \$ 15,688.87  |              | \$ 14,293.50  |              | \$ 15,198.99    |              |
| 431113 | Sign & Decal Supplies            | \$ 3,830.38   |              | \$ 2,632.74     |              | \$ 4,046.51   |              | \$ 1,747.44   | \$ 506.54    | \$ 2,384.98     | \$ 943.00    |
| 431114 | Educational, Develop, Lab        | \$ 9,167.40   |              | \$ 9,109.74     |              | \$ 10,541.19  |              | \$ 10,158.39  |              | \$ 12,977.84    |              |
| 431115 | Instructional Supplies           | \$ 97,489.36  | \$ 52,403.71 | \$ 100,487.65   | \$ 41,390.67 | \$ 106,261.84 | \$ 37,262.90 | \$ 213,699.80 | \$ 43,514.73 | \$ 124,936.58   | \$ 51,404.60 |
| 431116 | Surveyor Supplies                | \$ 4,090.07   |              | \$ 2,022.18     |              | \$ 3,174.26   |              | \$ 529.50     |              | \$ 2,168.43     |              |
| 431117 | Air Pollution Testing Supplies   | \$ 1,182.24   |              |                 |              |               |              |               |              | \$ 667.20       |              |
| 431118 | Personal Patient Supplies        | \$ 31,674.39  |              | \$ 34,931.96    |              | \$ 34,754.56  |              | \$ 42,213.15  |              | \$ 36,787.95    |              |
| 431119 | Laboratory Supplies              | \$ 65,457.96  |              | \$ 76,111.59    |              | \$ 88,366.72  |              | \$ 84,765.48  |              | \$ 84,844.99    | \$ 299.00    |
| 431120 | Library Circulation Supplies     | \$ 61,570.06  |              | \$ 55,536.34    |              | \$ 51,757.10  |              | \$ 59,747.52  | \$ 670.48    | \$ 47,050.06    |              |
| 431121 | Drafting Room Supplies           | \$ 354.92     |              | \$ 1,341.61     |              | \$ 362.42     |              | \$ 853.95     | \$ 199.00    | \$ 921.47       |              |
| 431201 | Drugs, Medicines, Dental Supplie | \$ 356,419.34 | \$ 780.00    | \$ 299,664.87   |              | \$ 356,842.48 |              | \$ 295,461.48 | \$ 1,200.00  | \$ 275,352.36   | \$ 207.00    |
| 431202 | Nurse Supplies                   | \$ 3,585.23   |              | \$ 521.78       |              | \$ 3,739.77   |              | \$ 4,517.43   |              | \$ 6,335.63     |              |
| 431204 | Autopsy Supplies                 | \$ 51,617.87  | \$ 1,848.07  | \$ 45,975.39    | \$ 2,058.29  | \$ 47,964.84  | \$ 2,162.32  | \$ 47,989.81  | \$ 2,628.80  | \$ 40,410.78    | \$ 1,387.63  |
| 431205 | First Aid Supplies               | \$ 22,065.26  |              | \$ 34,644.36    | \$ 312.50    | \$ 23,758.06  | \$ 1,248.90  | \$ 18,752.74  | \$ 1,401.01  | \$ 42,921.48    | \$ 2,432.48  |
| 431206 | Resident Program Supplies        | \$ 30,699.28  |              | \$ 13,084.36    |              | \$ 30,838.26  |              | \$ 16,205.65  |              | \$ 33,583.55    |              |

|        |                                |               |              |                 |              |                 |              |               |              |               |              |
|--------|--------------------------------|---------------|--------------|-----------------|--------------|-----------------|--------------|---------------|--------------|---------------|--------------|
| 431207 | Ancillaries - Pharm Supp - MCA | \$ 6,067.39   |              | \$ 11,499.30    |              | \$ 12,578.91    |              | \$ 15,465.01  |              | \$ 20,545.71  |              |
| 431208 | Incontinent Product Supplies   | \$ 125,312.02 |              | \$ 119,470.71   |              | \$ 111,586.44   |              | \$ 85,126.74  |              | \$ 84,487.58  |              |
| 431210 | General Nursing Supplies       | \$ 105,019.54 | \$ 342.95    | \$ 99,696.54    |              | \$ 141,441.63   |              | \$ 188,841.80 |              | \$ 153,545.00 |              |
| 431211 | Nursing Equipment Supplies     | \$ 7,817.33   | \$ 1,936.70  | \$ 4,610.35     |              | \$ 6,440.98     |              | \$ 11,524.73  |              | \$ 4,455.02   |              |
| 431212 | Nrsing Paper Products Supplies | \$ 16,371.63  |              | \$ 16,778.62    |              | \$ 15,875.92    |              | \$ 13,646.18  |              | \$ 12,056.54  |              |
| 431213 | Nrsing Personal Protect Equip  | \$ 34,201.12  |              | \$ 32,925.73    |              | \$ 32,916.53    |              | \$ 34,599.53  |              | \$ 30,007.24  |              |
| 431215 | Misc Medical Supplies          |               |              | \$ 48,305.47    |              | \$ 49,326.35    |              | \$ 46,335.00  |              | \$ 51,958.09  |              |
| 431301 | Investigation Supplies         | \$ 47,712.22  |              | \$ 26,568.09    |              | \$ 33,283.60    |              | \$ 39,914.98  |              | \$ 30,340.36  |              |
| 431302 | Law Enforcement Supplies       | \$ 34,614.05  |              | \$ 62,099.33    | \$ 1,282.50  | \$ 56,756.30    |              | \$ 47,499.08  | \$ 500.00    | \$ 52,642.38  | \$ 6,093.92  |
| 431303 | Identification Supplies        | \$ 28,354.38  | \$ 488.69    | \$ 15,524.71    | \$ 6.41      | \$ 13,055.66    |              | \$ 17,711.06  |              | \$ 3,974.22   |              |
| 431304 | Firearm Supplies               | \$ 90,500.54  | \$ 7,821.09  | \$ 83,867.39    | \$ 22,440.69 | \$ 102,864.54   | \$ 39,338.62 | \$ 91,389.95  | \$ 21,831.00 | \$ 104,091.11 | \$ 61,128.59 |
| 431305 | Drug Testing Supplies          | \$ 23,410.21  |              | \$ 12,859.57    |              | \$ 8,416.80     |              | \$ 15,918.79  |              | \$ 17,208.66  |              |
| 431307 | Boat Parts and Supplies        | \$ 1,955.89   |              | \$ 6,445.17     |              | \$ 4,137.31     |              | \$ 3,050.41   |              | \$ 2,965.84   |              |
| 431401 | Bathing Suits & Towels         | \$ 1,553.50   |              | \$ 1,435.70     |              | \$ 1,560.64     |              | \$ 811.27     |              | \$ 1,532.20   |              |
| 431402 | Golf Operating Supplies        | \$ 16,743.44  |              | \$ 13,702.20    |              | \$ 15,388.97    | \$ 489.27    | \$ 21,251.40  | \$ 75.00     | \$ 21,986.07  |              |
| 431403 | Ski and Skate Supplies         |               |              | \$ 364.23       |              |                 |              |               |              |               |              |
| 431404 | Recreation Supplies            | \$ 1,419.99   |              | \$ 2,047.86     |              | \$ 6,485.59     |              | \$ 11,867.46  |              | \$ 3,619.08   |              |
| 431406 | Golf Course Maint Supplies     | \$ 99,751.10  |              | \$ 64,270.58    |              | \$ 150,644.28   |              | \$ 129,790.80 |              | \$ 142,328.52 |              |
| 431407 | Beach Maintenance Supplies     | \$ 3,801.18   |              | \$ 2,794.07     |              | \$ 4,491.89     |              | \$ 3,520.94   |              | \$ 3,737.96   |              |
| 431408 | Park Maintenance Supplies      | \$ 54,501.41  |              | \$ 58,004.02    |              | \$ 30,916.15    | \$ 606.72    | \$ 30,609.78  | \$ 49.00     | \$ 45,714.77  | \$ 1,938.85  |
| 431410 | Irrigation Supplies            | \$ 3,110.96   |              | \$ 2,849.67     |              | \$ 6,450.22     |              | \$ 4,587.07   |              | \$ 12,202.72  |              |
| 431501 | Bldg Materials & Supplies      | \$ 201,406.41 | \$ 27,911.24 | \$ 256,555.00   | \$ 30,315.18 | \$ 266,870.92   | \$ 43,411.97 | \$ 294,126.44 | \$ 29,359.90 | \$ 259,179.00 | \$ 50,556.44 |
| 431502 | Paints And Paint Supplies      | \$ 157,563.81 | \$ 1,000.38  | \$ 116,806.77   | \$ 1,281.04  | \$ 135,979.56   | \$ 2,710.65  | \$ 111,297.83 | \$ 1,497.24  | \$ 130,825.71 | \$ 332.66    |
| #####  | #N/A                           |               |              |                 |              | \$ 1,135.60     |              |               |              |               |              |
| 431504 | Plumbing Supplies              | \$ 52,895.57  | \$ 16,126.10 | \$ 56,437.14    | \$ 15,988.65 | \$ 70,144.15    | \$ 17,661.52 | \$ 62,609.61  | \$ 15,897.92 | \$ 47,370.88  | \$ 8,180.99  |
| 431505 | Electrical Supplies            | \$ 85,071.09  | \$ 5,794.21  | \$ 100,261.71   | \$ 4,935.02  | \$ 63,865.69    | \$ 2,394.11  | \$ 72,439.70  | \$ 7,353.43  | \$ 75,244.94  | \$ 3,010.35  |
| 431506 | Motor Vehicle Supplies         | \$ 970,999.44 | \$ 34,619.61 | \$ 1,025,025.45 | \$ 47,382.90 | \$ 1,036,421.71 | \$ 31,254.49 | \$ 791,356.43 | \$ 38,180.39 | \$ 718,802.35 | \$ 58,411.81 |
| 431507 | Hardware Supplies              | \$ 88,709.44  | \$ 12,016.86 | \$ 98,381.18    | \$ 8,315.82  | \$ 98,746.90    | \$ 6,583.20  | \$ 120,552.71 | \$ 12,499.15 | \$ 126,121.67 | \$ 3,661.10  |
| 431508 | Equip Repair-Parts & Supplies  | \$ 185,882.22 | \$ 7,758.59  | \$ 174,329.05   | \$ 7,459.91  | \$ 177,409.35   | \$ 2,723.99  | \$ 167,825.05 | \$ 3,659.81  | \$ 146,863.01 | \$ 9,950.99  |
| 431509 | Zamboni Repair-Prts & Supplies | \$ 8,267.34   |              | \$ 4,418.64     | \$ 612.56    | \$ 9,136.72     |              | \$ 16,401.04  | \$ 178.00    | \$ 7,826.42   |              |
| 431510 | HVAC Supplies                  | \$ 145,324.18 | \$ 56,179.88 | \$ 129,395.09   | \$ 34,747.79 | \$ 98,850.86    | \$ 20,614.80 | \$ 103,496.08 | \$ 44,619.13 | \$ 115,699.00 | \$ 16,767.90 |
| 431511 | Backup Power System Supplies   | \$ 924.82     | \$ 749.86    | \$ 1,798.76     | \$ 250.09    | \$ 782.29       |              | \$ 996.38     | \$ 236.40    |               |              |

|        |                                |               |              |               |              |               |              |               |              |               |              |
|--------|--------------------------------|---------------|--------------|---------------|--------------|---------------|--------------|---------------|--------------|---------------|--------------|
| 431513 | Bldg Access Controls Supplies  | \$ 8,913.66   | \$ 4,456.31  | \$ 23,241.84  | \$ 829.16    | \$ 11,445.82  | \$ 982.55    | \$ 9,858.90   | \$ 139.80    | \$ 9,288.31   | \$ 234.00    |
| 431601 | Fuel & Fuel Oil                | \$ 48,674.41  | \$ 163.78    | \$ 38,950.39  | \$ 198.73    | \$ 60,580.44  | \$ 423.61    | \$ 23,497.68  | \$ 258.31    | \$ 3,279.70   | \$ 194.45    |
| 431602 | Gasoline                       | \$ 738,454.43 |              | \$ 699,364.34 | \$ 519.41    | \$ 743,429.74 | \$ 23.55     | \$ 816,014.63 |              | \$ 710,075.50 | \$ 29.70     |
| 431604 | Diesel Fuel                    | \$ 334,325.34 |              | \$ 407,093.68 |              | \$ 345,010.59 |              | \$ 260,759.25 |              | \$ 146,114.20 |              |
| 431605 | Propane Fuel                   | \$ 10,212.44  |              | \$ 10,051.01  |              | \$ 11,505.68  |              | \$ 7,369.53   |              | \$ 7,227.66   |              |
| 431701 | Custodial Supplies             | \$ 410,157.32 | \$ 2,327.93  | \$ 359,131.56 | \$ 114.25    | \$ 354,968.97 | \$ 482.01    | \$ 371,370.78 | \$ 210.99    | \$ 404,252.92 | \$ 228.32    |
| 431702 | Small Tools & Safety Equipment | \$ 236,735.93 | \$ 8,871.54  | \$ 210,085.98 | \$ 10,368.71 | \$ 151,114.13 | \$ 4,375.88  | \$ 216,473.74 | \$ 9,942.90  | \$ 286,728.96 | \$ 65,135.44 |
| 431703 | Laundry Supplies               | \$ 54,544.99  |              | \$ 41,573.90  |              | \$ 49,627.03  |              | \$ 82,291.17  |              | \$ 56,744.33  |              |
| 431704 | Kitchen Supplies               | \$ 56,169.38  |              | \$ 47,706.95  |              | \$ 78,627.96  |              | \$ 87,286.46  |              | \$ 67,441.90  |              |
| 431705 | Bedding & Towels               | \$ 18,128.48  |              | \$ 14,826.21  |              | \$ 28,051.52  |              | \$ 22,155.45  |              | \$ 13,899.52  |              |
| 431706 | Household Supplies             | \$ 211,271.50 | \$ 41,561.49 | \$ 211,658.88 | \$ 30,682.22 | \$ 228,831.40 | \$ 37,086.93 | \$ 351,516.77 | \$ 35,686.62 | \$ 238,011.34 | \$ 20,670.94 |
| 431707 | Warewashing Supplies           | \$ 6,979.07   |              | \$ 9,421.75   |              | \$ 10,831.61  |              | \$ 11,136.69  |              | \$ 12,385.62  |              |
| 431708 | Specialized Food Related Equip | \$ 668.22     |              | \$ 193.60     |              | \$ 943.91     |              | \$ 2,477.43   |              | \$ 97.68      |              |
| 431803 | Ground Supplies                | \$ 32,562.63  | \$ 3,069.84  | \$ 50,762.58  | \$ 7,500.93  | \$ 57,157.19  | \$ 11,334.80 | \$ 34,075.43  | \$ 5,321.30  | \$ 31,759.24  | \$ 7,049.81  |
| 431805 | Agricultural Supplies          | \$ 48,711.55  |              | \$ 48,785.54  | \$ 449.40    | \$ 69,144.08  |              | \$ 53,937.67  |              | \$ 61,420.74  |              |
| 431806 | Fertilizer                     | \$ 2,424.20   |              | \$ 2,591.00   |              | \$ 2,440.40   |              | \$ 2,313.20   |              | \$ 1,921.67   |              |
| 431807 | Seeds & Plants                 | \$ 36,020.61  |              | \$ 33,363.84  |              | \$ 30,823.74  |              | \$ 55,739.21  |              | \$ 47,841.18  |              |
| 431901 | Engineering Supplies           | \$ 18,351.85  |              | \$ 10,946.43  | \$ 283.22    | \$ 17,693.51  |              | \$ 12,871.65  |              | \$ 13,656.74  | \$ 370.00    |
| 431902 | Shop Materials & Supplies      | \$ 26,792.19  | \$ 197.72    | \$ 19,857.34  |              | \$ 27,347.38  |              | \$ 17,351.82  |              | \$ 309,105.24 | \$ 1,789.23  |
| 431903 | Materials                      | \$ 72,419.62  | \$ 382.61    | \$ 51,036.09  |              | \$ 36,283.34  |              | \$ 44,592.44  |              | \$ 54,558.61  | \$ 116.00    |
| 431905 | Signs & Sign Repairs           | \$ 77,886.06  |              | \$ 61,324.50  |              | \$ 75,985.39  |              | \$ 101,221.75 |              | \$ 85,159.08  | \$ 2,356.00  |
| 431906 | Traffic Signal Maintenance     | \$ 35,878.61  |              | \$ 30,260.81  |              | \$ 36,232.66  |              | \$ 32,544.11  |              | \$ 80,206.44  |              |
| 431907 | Culverts                       | \$ 8,482.44   |              | \$ 1,630.27   |              | \$ 4,198.90   |              | \$ 1,910.70   |              | \$ 6,719.10   |              |
| 431908 | Guard Rails                    | \$ 18,409.92  |              | \$ 460.30     |              | \$ 2,829.64   |              | \$ 4,671.55   |              | \$ 3,335.20   |              |
| 431909 | Road Oil & Asphalt             | \$ 15,131.30  |              | \$ 78,686.71  |              | \$ 17,629.93  |              | \$ 70,641.66  |              | \$ 57,663.21  |              |
| 431910 | Sand & Gravel                  | \$ 7,038.71   |              | \$ 2,544.20   |              | \$ 2,070.66   |              | \$ 5,141.90   |              | \$ 7,008.30   |              |
| 431911 | Snow & Ice Removal Material    | \$ 257,942.60 |              | \$ 547,631.32 |              | \$ 964,147.46 |              | \$ 608,182.25 |              | \$ 563,133.76 |              |
| 432001 | Bottled Water                  | \$ 15,938.75  |              | \$ 17,431.69  |              | \$ 18,679.46  |              | \$ 19,072.13  |              | \$ 21,465.61  |              |
| 432002 | Groceries                      | \$ 767,202.09 |              | \$ 759,009.69 |              | \$ 899,495.06 |              | \$ 905,803.73 |              | \$ 891,093.72 |              |
| 432003 | Meat                           | \$ 188,411.00 |              | \$ 178,390.03 |              | \$ 228,880.90 |              | \$ 230,602.01 |              | \$ 234,473.22 |              |
| 432004 | Dairy Products                 | \$ 157,257.31 |              | \$ 166,998.59 |              | \$ 183,010.40 |              | \$ 166,868.68 |              | \$ 164,801.81 |              |
| 432005 | Produce                        | \$ 125,531.27 |              | \$ 133,203.36 |              | \$ 141,026.54 |              | \$ 145,247.41 |              | \$ 147,628.09 |              |
| 432006 | Bakery                         | \$ 70,176.03  |              | \$ 63,565.71  |              | \$ 70,573.23  |              | \$ 65,349.03  |              | \$ 56,725.45  |              |

|        |   |    |               |    |              |            |               |    |              |    |              |    |              |    |               |    |              |    |               |    |            |
|--------|---|----|---------------|----|--------------|------------|---------------|----|--------------|----|--------------|----|--------------|----|---------------|----|--------------|----|---------------|----|------------|
| 432007 | Food Thickeners                                       | \$ | 9,093.48      | \$ | 8,986.01     | \$         | 14,213.80     | \$ | 14,485.70    | \$ | 14,957.50    |    |              |    |               |    |              |    |               |    |            |
| 432008 | Tube Feeding Nourishments                             | \$ | 3,371.95      | \$ | 2,070.91     | \$         | 7,946.66      | \$ | 1,650.17     | \$ | 4,545.12     |    |              |    |               |    |              |    |               |    |            |
| 432009 | Food Supplements                                      | \$ | 14,097.67     | \$ | 13,168.57    | \$         | 17,632.96     | \$ | 28,290.27    | \$ | 33,622.31    |    |              |    |               |    |              |    |               |    |            |
| 432102 | Merchandise For Resale                                | \$ | 3,813.91      | \$ | 2,862.23     | \$         | 3,048.18      | \$ | 4,557.91     | \$ | 6,571.64     |    |              |    |               |    |              |    |               |    |            |
| 432103 | Misc Supplies & Materials                             | \$ | 30,418.03     | \$ | 3,244.71     | \$         | 52,817.42     | \$ | 1,175.46     | \$ | 50,032.13    | \$ | 1,250.21     | \$ | 34,436.64     | \$ | 2,942.20     | \$ | 77,708.68     | \$ | 1,580.31   |
| 432104 | Canine Supplies                                       | \$ | 7,314.36      | \$ | 9,570.18     | \$         | 6,053.08      | \$ | 1,050.00     | \$ | 23,237.50    | \$ | 403.00       | \$ | 5,108.94      |    |              |    |               |    |            |
| 441101 | Land  | \$ | 296,578.80    | \$ | 1,491.30     | \$         | 386,218.00    | \$ | 1,500.00     | \$ | 3,797,119.40 | \$ | 7,277.84     | \$ | 159,456.00    | \$ | 297,806.67   |    |               |    |            |
| 441102 | Land Acquisition-Right Of Way                         |    |               |    | \$           | 401,562.50 |               |    |              |    |              |    |              |    |               |    |              |    |               |    |            |
| 441201 | Equipment   | \$ | 854,822.48    | \$ | 4,361.39     | \$         | 678,844.93    | \$ | 8,796.09     | \$ | 585,739.89   | \$ | 23,513.00    | \$ | 1,979,717.82  | \$ | 3,468,283.16 | \$ | 9,002.18      |    |            |
| 441203 | Computer Network Cable Office Furniture And Equipment | \$ | 205,197.46    | \$ | 17,422.20    | \$         | 195,814.58    | \$ | 179,743.72   | \$ | 4,347.52     | \$ |              | \$ | 143,437.69    | \$ | 23,543.45    |    |               |    |            |
| 441205 | Recreational Equipment                                | \$ | 71,176.61     | \$ | 115,212.55   | \$         | 9,338.15      | \$ | 3,240.00     | \$ | 4,936.00     |    |              |    |               |    |              |    |               |    |            |
| 441206 | Communications Equipment                              | \$ | 218,527.99    | \$ | 43,776.59    | \$         | 113,686.11    | \$ | 868,648.86   | \$ | 452,016.52   |    |              |    |               |    |              |    |               |    |            |
| 441207 | Facility Operations/Maint                             | \$ | 161,700.01    | \$ | 67,704.92    | \$         | 15,821.26     | \$ | 8,791.00     | \$ | 466,474.34   | \$ | 1,337,517.18 | \$ | 285,071.00    |    |              |    |               |    |            |
| 441208 | Grounds Operations/Maint                              | \$ | 62,998.02     | \$ | 6,962.50     | \$         | 32,637.92     | \$ | 6,411.43     | \$ | 56,629.86    | \$ | 257,619.17   | \$ | 13,647.00     | \$ | 282,233.19   | \$ | 113,403.29    |    |            |
| 441209 | Law Enforcement Equipment                             | \$ | 46,955.38     | \$ | 32,241.73    | \$         | 35,964.55     | \$ | 8,123.00     | \$ | 6,923.00     |    |              |    |               |    |              |    |               |    |            |
| 441210 | Water Safety Equipment                                | \$ | 61,966.77     | \$ | 65,361.66    |            |               |    |              |    |              |    |              |    |               |    |              |    |               |    |            |
| 441211 | Data Processing Equipment                             | \$ | 2,339,731.33  | \$ | 139,175.18   | \$         | 3,524,547.58  | \$ | 207,999.43   | \$ | 3,141,321.75 | \$ | 72,919.25    | \$ | 2,461,205.66  | \$ | 433,674.00   | \$ | 716,534.20    | \$ | 36,940.00  |
| 441212 | Automotive Equipment                                  | \$ | 2,048,912.13  | \$ | 1,868,857.42 | \$         | 3,189,670.02  | \$ | 1,891,461.52 | \$ | 3,184,600.77 | \$ | 13,999.00    |    |               |    |              |    |               |    |            |
| 441214 | Computer Start Up Costs                               | \$ | 871,966.40    | \$ | 714,057.39   | \$         | 1,079,828.80  | \$ | 1,745,245.20 |    |              |    |              |    |               |    |              |    |               |    |            |
| 441215 | Software  | \$ | 244,742.80    | \$ | 345,701.50   | \$         | 1,032,129.00  | \$ | 18,246.30    |    |              |    |              |    |               |    |              |    |               |    |            |
| 441216 | Medical/Dental Equipment                              | \$ | 8,120.16      | \$ | 386,600.00   |            |               |    |              |    |              |    |              |    |               |    |              |    |               |    |            |
| 441217 | Constr & Maintenance Equipment                        |    |               |    |              |            |               |    |              |    |              |    |              |    |               |    |              |    |               |    |            |
| 441301 | Buildings   | \$ | 2,421,954.94  | \$ | 18,200.00    | \$         | 9,850,881.49  | \$ | 27,914.50    | \$ | 8,261,662.10 | \$ | 6,703.00     | \$ | 25,352,906.11 | \$ | 36,696.42    | \$ | 61,068.52     |    |            |
| 442101 | New Construction                                      | \$ | 58,928,416.71 | \$ | 15,114.15    | \$         | 20,079,823.92 | \$ | 98,755.16    | \$ | 3,541,513.49 | \$ | 66,364.29    | \$ | 4,977,172.92  | \$ | 69,460.12    | \$ | 11,183,789.80 | \$ | 6,505.26   |
| 442102 | Telecommunications Systems                            | \$ | 20,960.77     | \$ | 103,272.63   |            |               |    |              |    |              |    |              |    |               |    |              |    |               |    |            |
| 442103 | Elec & Mech Sys Remodeling                            | \$ | 823,888.83    | \$ | 18,169.22    |            |               |    |              |    |              |    |              |    |               |    |              |    |               |    |            |
| 442105 | Security Systems                                      | \$ | 47,990.71     | \$ | 178,313.57   | \$         | 69,238.02     | \$ | 32,000.00    | \$ | 32,000.00    | \$ | 230,027.00   |    |               |    |              |    |               |    |            |
| 442106 | Communications Systems                                | \$ | 1,207,098.00  | \$ | 146,126.00   | \$         | 80,073.21     |    |              |    |              |    |              |    |               |    |              |    |               |    |            |
| 442107 | Architect Services - Capital                          | \$ | 34,811.03     | \$ | 133,013.23   | \$         | 18,101.91     |    |              |    |              |    |              |    |               |    |              |    |               |    |            |
| 442108 | Architect Reimburs - Capital                          | \$ | 278.18        | \$ | 1,990.94     | \$         | 8,112.91      |    |              |    |              |    |              |    |               |    |              |    |               |    |            |
| 442109 | Other Prof Services - Capital                         | \$ | 1,051,837.83  | \$ | 194,889.91   | \$         | 10,679,766.62 | \$ | 27,844.37    | \$ | 9,995,453.49 | \$ | 2,990.00     | \$ | 7,873,267.14  | \$ | 38,213.37    | \$ | 5,188,693.46  | \$ | 128,676.55 |



|        |  |                 |                 |                 |               |                 |                 |                  |                 |                  |                 |  |
|--------|--|-----------------|-----------------|-----------------|---------------|-----------------|-----------------|------------------|-----------------|------------------|-----------------|--|
| 442110 | Other Prof Reimb - Capital                             | \$ 416.15       | \$ 398.30       |                 |               |                 |                 |                  |                 |                  |                 |  |
| 442201 | Remodeling   | \$ 1,438,056.48 | \$ 129,474.04   | \$ 344,340.89   | \$ 87,872.45  | \$ 1,209,749.69 | \$ 90,670.00    | \$ 755,459.76    | \$ 328,116.28   | \$ 433,019.65    | \$ 349,291.37   |  |
| 442202 | Building Renovations                                   | \$ 2,392,751.21 | \$ 617,407.58   | \$ 1,421,433.77 | \$ 913,697.00 | \$ 3,096,057.24 | \$ 2,773,832.26 | \$ 770,509.84    | \$ 638,149.92   | \$ 553,576.67    | \$ 375,058.94   |  |
| 442203 | Leasehold Improvements                                 | \$ 347,560.38   | \$ 193,680.68   | \$ 254,267.19   | \$ 237,366.88 | \$ 19,592.06    |                 | \$ 272,960.36    | \$ 248,513.90   | \$ 135,671.57    | \$ 135,671.57   |  |
| 442205 | Merchandising Units                                    |                 |                 | \$ 56,622.00    |               | \$ 56,622.00    |                 |                  |                 |                  |                 |  |
| 442305 | Road Construction                                      | \$ 4,976,043.39 | \$ 1,706,630.67 | \$ 5,820,148.86 | \$ 357,267.93 | \$ 9,686,991.95 | \$ 1,791,409.47 | \$ 24,759,041.81 | \$ 3,012,833.31 | \$ 29,559,259.36 | \$ 465,013.75   |  |
| 442307 | Sitework   | \$ 10,740.41    |                 | \$ 193.55       |               | \$ 467,423.19   | \$ 467,423.19   | \$ 4,649,613.35  | \$ 4,577,214.05 | \$ 8,113,754.76  | \$ 5,174,085.59 |  |
| 442308 | Grading  |                 |                 |                 |               |                 |                 |                  |                 | \$ 33,405.00     | \$ -            |  |
| 442311 | Parking Areas  | \$ 119,846.77   |                 | \$ 20,915.02    | \$ 20,915.02  | \$ 1,500.00     |                 |                  |                 |                  |                 |  |
| 442312 | Trails & Paths   | \$ 912,866.24   |                 | \$ 1,082,988.38 | \$ 144,515.00 | \$ 227,514.91   | \$ 46,943.77    | \$ 59,614.96     | \$ 57,704.47    | \$ 1,967,257.86  | \$ 131,573.20   |  |
| 442313 | Fencing & Gates  | \$ 216,304.57   |                 |                 |               |                 |                 |                  |                 |                  |                 |  |
| 442316 | Park Development                                       | \$ 1,985,756.15 | \$ 1,044,183.86 | \$ 598,868.97   | \$ 516,150.26 | \$ 483,423.31   | \$ 99,928.49    | \$ 142,329.95    | \$ 93,264.01    | \$ 274,704.20    | \$ 229,840.04   |  |
| 442317 | Golf Course Development                                | \$ 29,017.32    |                 | \$ 21,415.43    |               | \$ 1,520.00     |                 |                  |                 |                  |                 |  |
| 442318 | Play Ground Development                                |                 |                 |                 |               |                 |                 |                  |                 | \$ 3,650.00      | \$ 3,650.00     |  |
| 442320 | Traffic Signals  | \$ 100,653.10   | \$ 25,616.50    |                 |               | \$ 533,322.86   |                 | \$ 60,360.05     |                 | \$ 1,000,071.54  |                 |  |
| 442321 | Sidewalk   | \$ 3,785.00     |                 |                 |               |                 |                 |                  |                 |                  |                 |  |
| 442323 | Capitalized Major Rd Mtce<br>Equipment Costs - Current | \$ 45,846.37    | \$ 18.48        | \$ 295,990.61   |               | \$ 5,103,941.79 |                 | \$ 401,572.58    |                 | \$ 2,610,766.76  |                 |  |
| 443101 | PC Software Costs -<br>Current Exp                     | \$ 1,704,055.25 | \$ 82,737.25    | \$ 2,104,379.39 | \$ 109,269.47 | \$ 1,348,621.36 | \$ 104,819.57   | \$ 4,312,582.32  | \$ 354,564.95   | \$ 2,500,685.78  | \$ 355,066.89   |  |
| 443102 | PC Software Costs -<br>Current Exp                     | \$ 1,872,923.87 | \$ 15,249.45    | \$ 1,576,696.53 | \$ 99,144.35  | \$ 2,338,443.66 | \$ 19,040.00    | \$ 2,651,428.18  | \$ 48,798.00    | \$ 1,967,908.62  | \$ 27,375.00    |  |
| 443103 | Bldg Improvements -<br>Current                         |                 |                 |                 |               | \$ 1,169,410.02 | \$ 4,765.75     | \$ 1,704,610.47  | \$ 81,747.00    | \$ 2,081,068.48  | \$ 13,230.00    |  |
| 443201 | Road Maintenance -<br>Current Exp                      | \$ 1,256,083.27 | \$ 103,504.22   | \$ 2,100,185.23 | \$ 168,908.56 | \$ 6,001,837.93 | \$ 79,829.73    | \$ 8,419,091.77  | \$ 8,196.35     | \$ 7,096,714.48  | \$ 1,026,206.93 |  |
| 443202 | Right-of-Way Costs -<br>Current                        |                 |                 | \$ 106,416.23   |               | \$ 12,694.15    |                 | \$ 59,969.85     |                 | \$ 19,386.44     |                 |  |
| 443301 | Bldg Improvements -<br>Current                         | \$ 1,317,319.07 | \$ 287,955.72   | \$ 635,397.89   | \$ 188,889.68 | \$ 2,013,682.45 | \$ 585,204.25   | \$ 5,854,179.69  | \$ 1,652,847.72 | \$ 2,890,721.73  | \$ 1,288,477.52 |  |
| 443302 | Other Improvements -<br>Current                        | \$ 335,304.16   | \$ 80,199.05    | \$ 327,851.63   | \$ 132,240.26 | \$ 364,555.87   | \$ 95,284.98    | \$ 483,845.02    | \$ 140,185.85   | \$ 922,738.55    | \$ 165,256.52   |  |
| 443401 | Library Books<br>Unrecovered Replacement<br>Costs      | \$ 901,610.86   |                 | \$ 1,067,298.61 |               | \$ 984,460.53   |                 | \$ 861,024.08    |                 | \$ 945,840.18    |                 |  |
| 451201 | Medicare B Payments                                    | \$ 342,477.78   | \$ 899.10       | \$ 412,271.31   |               | \$ 430,026.99   |                 | \$ 445,298.60    |                 | \$ 454,462.43    |                 |  |
| 451204 | Medical Payments                                       | \$ 1,366,052.81 | \$ 3,323.72     | \$ 1,490,386.44 | \$ 3,517.32   | \$ 1,466,264.81 | \$ 2,551.99     | \$ 1,497,759.72  | \$ 2,551.53     | \$ 1,590,099.46  | \$ 4,182.15     |  |
| 452101 | Child Prot Assess/Invest<br>R 25 Assess/R 24 Fin       | \$ 115,862.78   |                 | \$ 110,489.74   |               | \$ 112,866.44   |                 | \$ 128,312.81    |                 | \$ 115,279.73    |                 |  |
| 452104 | Determ<br>Long Term Care                               | \$ 237,747.60   |                 | \$ 224,512.72   |               | \$ 261,481.62   |                 | \$ 211,451.15    | \$ 9,000.60     | \$ 196,950.62    | \$ 11,796.84    |  |
| 452106 | Consultation   | \$ 134,254.10   |                 | \$ 147,679.51   |               |                 |                 |                  |                 |                  |                 |  |
| 452107 | PASARR   | \$ 11,645.42    |                 | \$ 6,955.34     |               | \$ 6,072.48     |                 | \$ 8,167.40      |                 | \$ 10,955.43     | \$ 5,523.63     |  |

|        |   |                 |              |                 |              |                 |             |                 |               |                 |               |
|--------|---|-----------------|--------------|-----------------|--------------|-----------------|-------------|-----------------|---------------|-----------------|---------------|
| 452110 | OP Diag Assess/Psyc Testing             | \$ 19,486.34    |              | \$ 18,717.13    |              | \$ 21,483.26    |             | \$ 14,826.10    |               | \$ 2,167.40     |               |
| 452204 | Other Child Care                        | \$ 83,977.25    |              | \$ 95,270.90    |              | \$ 73,949.56    |             | \$ 62,602.88    |               | \$ 7,289.92     |               |
| 452205 | Interpreter Service                     | \$ 102,025.41   | \$ 5,924.47  | \$ 113,560.28   | \$ 4,440.00  | \$ 100,373.76   | \$ 4,498.20 | \$ 126,956.01   | \$ 4,445.60   | \$ 193,071.60   | \$ 61,694.09  |
| 452206 | Health Related Services                 | \$ 116,970.73   |              | \$ 135,192.72   |              | \$ 169,862.78   |             | \$ 170,602.20   | \$ 4,155.00   | \$ 206,579.00   | \$ 3,285.00   |
| 452301 | Legal Service Home Based Support        |                 |              |                 |              |                 |             | \$ 36.20        |               | \$ 173,545.00   |               |
| 452304 | Services                                | \$ 1,011,516.73 | \$ 7,132.56  | \$ 931,887.24   | \$ 7,132.56  | \$ 860,313.66   | \$ 7,132.56 | \$ 812,978.20   | \$ 7,132.56   | \$ 735,811.44   | \$ 7,132.56   |
| 452306 | Othr Fam Comm Support(FCSS)             | \$ 176,697.00   |              | \$ 176,697.00   |              | \$ 165,211.75   |             | \$ 195,250.25   |               | \$ 183,835.62   |               |
| 452307 | MH Crisis Assessmnt & Intrvntn          | \$ 306,050.69   |              | \$ 311,645.97   |              | \$ 442,464.40   |             | \$ 415,564.83   |               | \$ 330,285.01   |               |
| 452309 | Other Comm Sppt Prog(CSP)               | \$ 3,073,154.81 |              | \$ 2,579,289.48 |              | \$ 2,827,089.54 |             | \$ 3,348,325.97 |               | \$ 2,355,523.34 |               |
| 452310 | Semi-Indep Living Srvs(SILS)            | \$ 551,730.67   |              | \$ 583,445.97   |              | \$ 552,897.42   |             | \$ 613,469.25   |               | \$ 572,692.80   | \$ 85,164.22  |
| 452312 | Family Support Program                  | \$ 372,881.61   |              | \$ 240,036.72   |              | \$ 270,752.24   |             | \$ 267,487.50   |               | \$ 292,950.00   |               |
| 452313 | Supportive Services                     | \$ 28,082.51    |              | \$ 28,501.10    |              | \$ 19,475.13    |             | \$ 21,063.86    |               | \$ 29,820.11    |               |
| 452315 | Extended Employment                     | \$ 594,439.31   |              | \$ 607,236.80   |              | \$ 603,577.94   |             | \$ 782,459.40   |               | \$ 819,757.08   |               |
| 452316 | Educational Assistance                  | \$ 87,641.63    |              | \$ 32,088.96    |              |                 |             |                 |               |                 |               |
| 452319 | Housing Services                        |                 |              |                 |              |                 |             |                 |               | \$ 600.00       |               |
| 452322 | Money Management                        | \$ 891,710.35   |              | \$ 884,309.24   |              | \$ 889,080.48   |             | \$ 854,332.36   | \$ 119,294.00 | \$ 820,827.09   | \$ 249,655.44 |
| 452323 | Adult Day Care Assertive Community Trmt | \$ 17,003.73    |              | \$ 21,071.64    |              | \$ 22,334.16    |             | \$ 23,100.49    |               | \$ 23,392.36    |               |
| 452324 | - ACT                                   | \$ 658,704.86   |              | \$ 565,005.79   |              | \$ 1,160,911.03 |             | \$ 603,089.65   |               | \$ 1,073,114.34 |               |
| 452404 | Outpatient Medication Mgmt              | \$ 849,919.15   |              | \$ 640,296.68   |              | \$ 561,279.08   |             | \$ 377,705.40   |               | \$ 364,688.21   |               |
| 452405 | Individual Counseling                   | \$ 17,669.00    |              | \$ 17,669.00    |              | \$ 8,834.50     |             | \$ 14,724.50    |               | \$ 20,414.00    |               |
| 452406 | Group Counseling                        | \$ 1,465.08     |              |                 |              |                 |             |                 |               |                 |               |
| 452407 | Family-Based Crisis Services            | \$ 204,673.92   |              | \$ 204,673.92   |              | \$ 204,673.92   |             | \$ 187,617.76   |               | \$ 204,673.92   |               |
| 452408 | Family-Based Counseling                 | \$ 70,515.00    |              | \$ 60,721.25    |              |                 |             |                 |               |                 |               |
| 452409 | Family-Based Services                   | \$ 1,305.00     |              | \$ 765.00       |              | \$ 603.00       |             |                 |               |                 |               |
| 452410 | Fam-Based Life Mgmt Skills              | \$ 345,125.70   |              | \$ 346,945.80   |              | \$ 144,574.01   |             | \$ 126,778.03   |               | \$ 389,332.23   |               |
| 452413 | Day Training and Hab (DAC)              | \$ 1,227,751.03 |              | \$ 1,181,676.02 |              | \$ 1,236,365.62 |             | \$ 1,564,042.44 |               | \$ 1,491,785.39 |               |
| 452414 | Child Day Treatment                     | \$ 169,656.93   |              | \$ 169,817.60   |              | \$ 169,782.36   |             | \$ 170,453.48   |               | \$ 170,189.61   |               |
| 452415 | Adult Day Treatment                     | \$ 5,025.34     |              | \$ 9,535.14     |              | \$ 4,068.89     |             | \$ 3,720.78     |               | \$ 2,815.61     |               |
| 452417 | Family Svcs for Alt Resp Prog           | \$ 17,352.25    |              | \$ 55,450.65    |              | \$ 26,903.97    |             | \$ 27,242.96    |               | \$ 17,620.97    |               |
| 452418 | Family Group Decision Making            | \$ 30,000.00    |              | \$ 30,000.00    |              | \$ 20,091.00    |             | \$ 17,319.75    |               | \$ 20,842.99    |               |
| 452419 | Partial Hospitalization Prgm            | \$ 37,419.26    | \$ 37,318.09 | \$ 33,729.74    | \$ 33,729.74 | \$ 31,520.11    | \$ 7,660.26 | \$ 31,520.11    |               | \$ 32,505.68    |               |

|        |  |                   |                 |                   |                 |                   |                 |                   |                  |                   |                  |
|--------|--|-------------------|-----------------|-------------------|-----------------|-------------------|-----------------|-------------------|------------------|-------------------|------------------|
| 452420 | Parent Support Outreach Svcs                         | \$ 58,940.75      | \$ 104,522.80   | \$ 153,055.39     | \$ 133,225.45   | \$ 157,696.57     |                 |                   |                  |                   |                  |
| 452502 | Child Shelter  | \$ 1,779,251.75   | \$ 1,761,868.63 | \$ 1,518,857.50   | \$ 1,727,364.96 | \$ 1,986,709.59   |                 |                   |                  |                   |                  |
| 452601 | Child Rule 79 Case Mgmt                              | \$ 974,284.91     | \$ 663,304.88   | \$ 751,252.03     | \$ 583,692.00   | \$ 777,163.78     |                 |                   |                  |                   |                  |
| 452603 | Adult Rule 79 Case Mgmt                              | \$ 4,783,059.49   | \$ 4,075,631.19 | \$ 4,356,096.57   | \$ 3,436,051.84 | \$ 3,932,379.08   |                 |                   |                  |                   |                  |
| 452606 | Child R 185 Case Mgmt-NW<21                          | \$ 67,518.64      | \$ 70,631.86    | \$ 46,405.72      | \$ 70,000.01    | \$ 70,000.01      |                 |                   |                  |                   |                  |
| 452607 | General Case Management Adult R 185 Case Mgmt-NW>21  | \$ 981,599.99     | \$ 1,002,367.18 | \$ 929,009.07     | \$ 965,501.48   | \$ 882,490.19     | \$ 7,710.00     |                   |                  |                   |                  |
| 452609 |  | \$ 55,212.05      | \$ 36,122.11    | \$ 37,514.77      | \$ 43,850.58    | \$ 117,004.70     | \$ 41,630.75    |                   |                  |                   |                  |
| 452611 | Adoptions Alternative Response Case Mgmt             | \$ 71,777.96      | \$ 707.80       | \$ 27,749.57      | \$ 16,340.59    | \$ 4,906.54       | \$ 11,184.24    |                   |                  |                   |                  |
| 452612 |  | \$ 106,955.59     | \$ 115,408.86   | \$ 50,387.28      | \$ 11,955.90    | \$ 6,961.77       |                 |                   |                  |                   |                  |
| 452614 | Care Coordination Northstar Adoption Assistance      | \$ 339,313.86     | \$ 339,177.60   | \$ 340,476.06     | \$ 346,898.64   | \$ 87,351.88      |                 |                   |                  |                   |                  |
| 452615 |  |                   |                 |                   | \$ 1,026.00     | \$ 97,242.00      |                 |                   |                  |                   |                  |
| 452616 | Staff Travel for Clients                             |                   |                 |                   |                 | \$ 4,021.75       |                 |                   |                  |                   |                  |
| 453101 | Information and Referral Community Ed and Prevention | \$ 1,240,378.60   | \$ 1,067,708.47 | \$ 900,729.75     | \$ 887,124.23   | \$ 918,435.72     |                 |                   |                  |                   |                  |
| 453102 |  | \$ 81,925.78      | \$ 81,922.61    | \$ 99,288.19      | \$ 86,925.49    | \$ 29,362.00      | \$ 12,745.71    |                   |                  |                   |                  |
| 453103 | Client Outreach (CSP)                                | \$ 1,114,985.02   | \$ 999,415.77   | \$ 978,214.83     | \$ 112,436.68   | \$ 337,310.00     |                 |                   |                  |                   |                  |
| 453105 | Early Ident & Intervention                           | \$ 104,040.14     | \$ 153,030.14   | \$ 94,981.38      | \$ 94,419.36    | \$ 95,734.42      |                 |                   |                  |                   |                  |
| 453201 | Transportation Non-assisted                          | \$ 1,086,348.03   | \$ 1,065,961.05 | \$ 780,516.61     | \$ 3,348.00     | \$ 736,850.56     | \$ 18,625.00    |                   |                  |                   |                  |
| 453203 | Transportation                                       | \$ 111,028.00     | \$ 141,178.77   | \$ 44,152.63      |                 | \$ 635,808.67     | \$ 18,915.00    |                   |                  |                   |                  |
| 453301 | Assisted Living/Res Care                             | \$ 1,213,339.33   | \$ 1,091,339.46 | \$ 1,143,634.60   | \$ 1,117,504.91 | \$ 1,161,992.83   |                 |                   |                  |                   |                  |
| 453305 | Adol Life Skills Training                            | \$ 23,711.91      | \$ 31,159.06    | \$ 17,036.18      | \$ 19,591.93    | \$ 650.00         | \$ 24,961.02    |                   |                  |                   |                  |
| 453401 | Emergency Service                                    | \$ 348,382.00     | \$ 451.63       | \$ 425,183.49     | \$ 486,190.54   | \$ 485,460.78     | \$ 486,910.24   |                   |                  |                   |                  |
| 453704 | Transportation Hold Orders Client Discretionary      |                   | \$ 664.40       |                   |                 |                   |                 |                   |                  |                   |                  |
| 454101 | Goods/Svc  | \$ 579,136.97     | \$ 16,587.07    | \$ 542,190.29     | \$ 44,707.85    | \$ 495,920.93     | \$ 58,560.40    |                   |                  |                   |                  |
| 491410 | Public Improvements                                  | \$ 39,908.37      | \$ 740.20       | \$ 19,999.58      |                 | \$ 374,987.26     | \$ 16,032.50    |                   |                  |                   |                  |
| 491415 | Business Loan Program Income                         |                   | \$ 3,000.00     | \$ 3,000.00       |                 | \$ 452,500.00     | \$ 71,856.05    |                   |                  |                   |                  |
| 491501 | Home-Land Acquisition                                |                   |                 | \$ 264,136.12     | \$ 75,000.00    | \$ 75,000.00      |                 |                   |                  |                   |                  |
| 491504 | Home-Construction                                    | \$ 291,870.66     | \$ 1,229,615.43 | \$ 4,000.00       | \$ 825,621.00   | \$ 333,747.00     |                 |                   |                  |                   |                  |
| 491506 | Home-Home Ownership                                  | \$ 229,742.03     | \$ 154,000.00   | \$ 404,284.00     | \$ 339,019.09   | \$ 62,914.00      |                 |                   |                  |                   |                  |
| 491508 | Home-Rehabilitation                                  | \$ 19.12          | \$ 181,000.00   |                   | \$ 150,000.00   | \$ 150,000.00     |                 |                   |                  |                   |                  |
| 491701 | Principle Repayment                                  |                   |                 | \$ 3,296,666.00   | \$ 6,638,333.00 | \$ 6,693,334.00   |                 |                   |                  |                   |                  |
| Total: |  | \$ 174,403,260.64 | \$ 7,054,915.42 | \$ 156,531,756.78 | \$ 6,548,770.56 | \$ 168,479,338.42 | \$ 9,912,585.07 | \$ 215,452,962.93 | \$ 15,839,152.54 | \$ 215,190,218.01 | \$ 15,424,713.38 |

Minus:

|  |                   |                 |                   |                 |                   |                 |                   |                  |                   |                  |
|--|-------------------|-----------------|-------------------|-----------------|-------------------|-----------------|-------------------|------------------|-------------------|------------------|
| Buildings  | \$ 2,421,954.94   | \$ 18,200.00    | \$ 9,850,881.49   | \$ 27,914.50    | \$ 8,261,662.10   | \$ 6,703.00     | \$ 25,352,906.11  | \$ 36,696.42     | \$ 61,068.52      | \$ -             |
| New Construction   | \$ 58,928,416.71  | \$ 15,114.15    | \$ 20,079,823.92  | \$ 98,755.16    | \$ 3,541,513.49   | \$ 66,364.29    | \$ 4,977,172.92   | \$ 69,460.12     | \$ 11,183,789.80  | \$ 6,505.26      |
|  | \$ 61,350,371.65  | \$ 33,314.15    | \$ 29,930,705.41  | \$ 126,669.66   | \$ 11,803,175.59  | \$ 73,067.29    | \$ 30,330,079.03  | \$ 106,156.54    | \$ 11,244,858.32  | \$ 6,505.26      |
| Total Net of Building New Construction   | \$ 113,052,888.99 | \$ 7,021,601.27 | \$ 126,601,051.37 | \$ 6,422,100.90 | \$ 156,676,162.83 | \$ 9,839,517.78 | \$ 185,122,883.90 | \$ 15,732,996.00 | \$ 203,945,359.69 | \$ 15,418,208.12 |
| Payments to CERT SBE Contractors<br>as % of Cert Eligible Expense<br>(net of new construction) | 6.21%             |                 | 5.07%             |                 | 6.28%             |                 | 8.50%             |                  | 7.56%             |                  |
| Total Number of CERT SBE<br>Contractors  | 125               |                 | 139               |                 | 125               |                 | 170               |                  | 183               |                  |

## Payments to CERT SBE Contractors (2012 - 2016)

| Contractor Name                      | 2012 Sum of Amount | 2013 Sum of Amount | 2014 Sum of Amount | 2015 Sum of Amount | 2016 Sum of Amount |
|--------------------------------------|--------------------|--------------------|--------------------|--------------------|--------------------|
| 292 DESIGN GROUP                     |                    | \$ 20,262.00       | \$ 14.23           |                    |                    |
| ABLE FENCE INC                       | \$ 14,143.90       | \$ 585.13          | \$ 5,470.00        | \$ 2,355.00        | \$ 989.50          |
| ABOVEBOARD TRANSPORTATION LLC        | \$ 15,785.50       | \$ 27,387.50       |                    |                    |                    |
| ACE BLACKTOP INC                     | \$ 78,398.35       | \$ 145,487.46      | \$ 69,551.67       |                    |                    |
| ACTION MOVING SERVICES INC           |                    |                    |                    | \$ 1,437.50        | \$ 2,101.94        |
| ADVANCE SPECIALITIES                 | \$ 51.30           |                    |                    |                    |                    |
| ADVANCED CONCRETE SAWING INC         |                    | \$ 2,620.00        |                    |                    |                    |
| ADVANCED GRAPHIX INC                 |                    |                    |                    |                    | \$ 12,559.60       |
| AERCOR WIRELESS INC                  | \$ 79,206.15       | \$ 61,311.67       |                    |                    |                    |
| AERITAE CONSULTING GROUP LTD         |                    | \$ 12,800.00       |                    |                    |                    |
| AFFORDABLE ENGRAVING INC             |                    |                    |                    | \$ 1,980.00        | \$ 185.00          |
| AGRAWAL MD,HIMANSHU                  |                    |                    |                    | \$ 10,500.00       |                    |
| ALL CITY ELEVATOR                    | \$ 444,395.04      | \$ 4,188.00        |                    |                    | \$ 206,927.00      |
| ALL HANDS INTERPRETING SERVICE       |                    |                    |                    |                    | \$ 655.00          |
| ALL IN ONE TRANSLATION               |                    |                    | \$ 140.00          |                    | \$ 33,748.51       |
| ALL SAFE INC                         | \$ 8,741.99        | \$ 11,480.34       | \$ 4,893.25        | \$ 1,932.66        | \$ 5,039.85        |
| ALLIANT ENGINEERING, INC             |                    |                    | \$ 29,887.70       | \$ 190.00          | \$ 33,823.95       |
| ALLIED PAINTING & RENOVATING         | \$ 64,160.00       |                    | \$ 16,991.20       | \$ 29,343.80       | \$ 27,211.00       |
| AMBE LTD                             | \$ 24,805.75       | \$ 14,520.00       | \$ 54,147.00       | \$ 45,683.75       | \$ 750.00          |
| AMERICAN LIBERTY CONSTRUCTION INC    |                    | \$ 287,042.50      | \$ 33,477.78       |                    |                    |
| AMI                                  | \$ 370.00          | \$ 37,832.68       | \$ 97,312.00       | \$ 70,073.00       |                    |
| AMI IMAGING SYSTEMS INC              |                    |                    |                    |                    | \$ 53,908.27       |
| ANDERSON ENGINEERING OF MN LLC       |                    |                    | \$ 17,395.00       | \$ 20,548.00       | \$ 15,587.75       |
| ARCHITECTURAL SALES OF MINNESOTA INC |                    | \$ 39,932.00       |                    | \$ 1,120.00        | \$ 13,327.00       |
| ARMOR SECURITY INC                   | \$ 499.57          | \$ 1,087.07        | \$ 1,094.50        |                    | \$ 125.75          |
| ARTIC GLASS COMPANY                  |                    | \$ 20,391.00       |                    |                    |                    |
| ASSOCIATED COURIER INC               |                    |                    |                    |                    | \$ 91,006.84       |
| B & L SUPPLY INC                     |                    |                    | \$ 31,150.15       |                    |                    |
| BCG CONSULTING GROUP LLP             |                    |                    |                    |                    | \$ 13,805.00       |
| BEAUPRE AERIAL EQUIPMENT             |                    |                    |                    |                    | \$ 2,111.46        |

|  |               |               |                 |               |               |  |
|--|---------------|---------------|-----------------|---------------|---------------|--|
| BENTZ/THOMPSON/RIE TOW INC               | \$ 48,870.47  | \$ 13,741.06  |                 |               |               |  |
| BETMAR LANGUAGES INC                     | \$ 9,150.00   | \$ 12,015.00  | \$ 8,358.90     | \$ 9,879.50   | \$ 12,029.50  |  |
| BIG IDEA SIGNS LLC                       |               |               |                 | \$ 18,163.00  | \$ 14,779.95  |  |
| BIZSTORY.BIZ LLC                         |               |               |                 | \$ 1,700.00   | \$ 6,345.00   |  |
| BKV GROUP INC                            |               | \$ 3,240.00   |                 |               |               |  |
| BLACKBURN CONSULTING INC.                |               |               |                 | \$ 26,160.00  |               |  |
| BLADE'S CLEANING SERVICE                 | \$ 801.57     | \$ 491.61     | \$ 400.00       |               |               |  |
| BOLDEN,AKEYA DENISE                      |               |               |                 | \$ 12,880.00  |               |  |
| BORDEN WINDOW, LLC                       |               |               |                 |               | \$ 16,434.00  |  |
| BORER & TOMNEY PLLC                      |               |               |                 | \$ 121,449.00 | \$ 32,169.00  |  |
| BRADEN CONSTRUCTION INC                  | \$ 553,382.30 | \$ 183,986.00 |                 |               |               |  |
| BREDEMUS HARDWARE CO INC                 | \$ 26,962.08  | \$ 8,219.94   | \$ 22,867.30    | \$ 34,385.34  | \$ 29,990.67  |  |
| BRITT INCORPORATED                       | \$ 6,139.96   | \$ 12,805.72  | \$ 15,502.46    | \$ 23,885.00  | \$ 36,414.88  |  |
| BROWN,ROBERT III                         | \$ 38,210.00  | \$ 55,033.20  | \$ 55,020.00    | \$ 22,176.00  |               |  |
| BROWN,VINCENT                            | \$ 29,680.00  |               |                 |               |               |  |
| BROWNSWORTH INC                          |               |               |                 | \$ 1,440.00   | \$ 47,691.95  |  |
| BUILDING RESTORATION CORPORATION         |               | \$ 582,840.20 | \$ 2,479,864.80 | \$ 251,650.00 | \$ 1,500.00   |  |
| BYWATER BUSINESS SOLUTIONS LLC           |               |               |                 | \$ 116,096.17 | \$ 81,508.04  |  |
| C ALAN HOMES LLC                         |               | \$ 360,725.31 | \$ 290,684.41   | \$ 51,980.28  |               |  |
| CAD TECHNOLOGY CENTER INC                |               |               |                 |               | \$ 23,200.00  |  |
| CARIS, MICHAEL                           | \$ 4,700.00   | \$ 5,070.00   | \$ 4,814.00     |               |               |  |
| CAVETT,KATELEEN                          |               |               |                 |               | \$ 5,712.50   |  |
| CENTRAL ROOFING                          |               | \$ 9,850.00   | \$ 284,114.00   | \$ 3,735.18   | \$ 37,219.26  |  |
| CHADWICK APPRAISALS LLC                  |               |               |                 | \$ 77,100.00  | \$ 4,900.00   |  |
| CHARTER SOLUTIONS INC                    | \$ 68,798.90  | \$ 70,380.00  | \$ 154,882.50   |               | \$ 24,960.00  |  |
| CLARK ENGINEERING CORPORATION            |               | \$ 24,969.97  | \$ 68,794.27    | \$ 109,820.50 | \$ 101,728.78 |  |
| CM PERME & ASSOCIATES LLC                |               |               |                 |               | \$ 22,275.00  |  |
| COLLABORATIVE DESIGN GROUP INC           |               |               |                 | \$ 6,731.71   | \$ 4,258.83   |  |
| COMMERCIAL UTILITIES INC                 |               |               | \$ 3,650.00     |               |               |  |
| CONCRETE IDEA INC                        |               |               |                 |               | \$ 966,837.37 |  |
| CONSTRUCTION ENGINEERING LABORATORY, INC |               |               |                 | \$ 10,130.00  |               |  |
| CONSTRUCTION RESULTS CORP                | \$ 164,976.00 |               |                 |               |               |  |
| COOPER & HAUER CONSTRUCTION COMPANY LLC  | \$ 4,880.00   |               |                 |               |               |  |
| CR CONCRETE INC                          |               | \$ 12,810.00  | \$ 26,870.00    | \$ 54,636.55  | \$ 26,915.00  |  |
| CRABTREE COMPANIES INC.                  | \$ 158,600.76 | \$ 141,433.49 | \$ 78,923.62    | \$ 33,853.34  |               |  |

|  |    |           |    |           |           |           |            |            |           |            |
|--|----|-----------|----|-----------|-----------|-----------|------------|------------|-----------|------------|
| CRAWFORD DOOR SALES CO                   | \$ | 36,803.86 |    | \$        | 35.00     | \$        | 285,438.66 | \$         | 7,191.06  |            |
| CREATIVE INCENTIVES INC                  |    |           |    |           |           | \$        | 14,427.60  | \$         | 18,739.00 |            |
| CSI ERGONOMICS                           | \$ | 6,156.01  | \$ | 2,955.61  | \$        | 9,580.65  | \$         | 8,281.41   | \$        | 14,557.80  |
| CULHANE-PERA,KATHLEEN                    |    |           |    |           |           |           |            | \$         | 3,000.00  |            |
| CULTURE BROKERS,LLC                      |    |           |    |           |           | \$        | 1,000.00   | \$         | 10,800.00 |            |
| CURT BREKKE CONSULTING                   |    |           |    | \$        | 14,200.00 | \$        | 2,400.00   |            |           |            |
| CUSTOM HEADSETS                          |    |           | \$ | 19,154.72 | \$        | 787.51    | \$         | 4,798.50   |           |            |
| CUSTOM OFFICE INSTALLATIONS, INC.        |    |           | \$ | 140.00    | \$        | 100.00    | \$         | 260.00     | \$        | 600.00     |
| CUSTOM REFRIGERATION INC                 | \$ | 1,579.42  |    |           | \$        | 1,643.98  | \$         | 656.00     | \$        | 1,416.06   |
| DAMON FARBER ASSOCIATES                  |    |           | \$ | 6,991.50  |           |           |            |            |           |            |
| DAVID HARDWARE                           |    |           |    |           |           |           |            | \$         | 1,858.57  |            |
| DAVIS COMMUNICATIONS MANAGEMENT, INC     |    |           |    |           | \$        | 37,348.00 | \$         | 47,652.00  | \$        | 60,000.00  |
| DERUYTER NELSON PUBLICATIONS INC         |    |           | \$ | 1,512.00  |           |           | \$         | 3,138.39   | \$        | 7,619.75   |
| DESIGNER SPORTS, LLC                     | \$ | 261.58    | \$ | 338.74    |           |           |            |            |           |            |
| DEYOUNG CONSULTING SERVICES, LLC         |    |           |    |           |           |           |            | \$         | 10,050.00 |            |
| DIALOG ONE, LLC                          | \$ | 105.75    |    |           |           |           |            |            |           |            |
| DIETRICH,GRANT                           |    |           |    |           |           |           |            | \$         | 35,360.00 |            |
| DIVERSE MAINTENANCE SOLUTIONS INC        | \$ | 149.84    |    |           | \$        | 290.78    |            |            |           |            |
| DIVERSIFIED COATINGS INC                 | \$ | 3,100.00  |    |           |           |           |            |            |           |            |
| DWAYNES LAWN CARE SERVICE                | \$ | 1,280.00  | \$ | 8,715.00  | \$        | 5,195.00  | \$         | 13,265.00  | \$        | 850.00     |
| E & J REBAR INC                          |    |           | \$ | 1,869.00  | \$        | 7,980.00  |            |            |           |            |
| ECOTEK LLC                               |    |           | \$ | -         |           |           |            | \$         | 7,262.00  |            |
| ELECTRONIC OFFICE ENVIRONMENTS           | \$ | 30,440.37 | \$ | 27,128.93 | \$        | 59,604.12 | \$         | 141,556.76 | \$        | 166,797.35 |
| ELERT & ASSOCIATES NETWORKING DIV., INC. | \$ | 9,750.00  | \$ | 25,000.00 |           |           |            |            |           |            |
| ELEVATOR ADVISORY GROUP INC              |    |           |    |           |           |           | \$         | 46,880.00  |           |            |
| ELMO SPECIAL TRANSPORTATION SERVICES INC |    |           |    |           |           |           | \$         | 2,431.50   | \$        | 14,490.00  |
| ENGAGEMENT HR SERVICES LLC               | \$ | 1,807.50  | \$ | 23,192.50 | \$        | 23,090.00 |            |            |           |            |
| ENVIROBATE METRO INC.                    | \$ | 81,599.25 | \$ | 26,501.29 | \$        | 17,453.77 | \$         | 2,710.00   | \$        | 15,270.00  |
| EOF INC                                  | \$ | 9,451.83  |    |           | \$        | 6,217.08  |            |            |           |            |
| ESCAPE FIRE PROTECTION LLC               |    |           |    |           |           |           | \$         | 2,500.00   | \$        | 260.00     |
| ESCH CONSTRUCTION SUPPLY INC             | \$ | 4,295.30  | \$ | 6,074.94  | \$        | 5,403.56  | \$         | 8,202.27   | \$        | 1,682.61   |
| ETHICAL LEADERS IN ACTION LLC            |    |           |    |           |           |           | \$         | 13,000.00  | \$        | 12,000.00  |

|   |                 |               |                 |               |               |  |
|---|-----------------|---------------|-----------------|---------------|---------------|--|
| EUREKA CONSTRUCTION INC                 | \$ 735,472.38   | \$ 170,172.26 | \$ 58,682.72    |               |               |  |
| EVEREST CLEANING SERVICES LLC           |                 |               |                 | \$ 1,415.25   |               |  |
| EVS INC                                 | \$ 5,070.00     |               |                 |               |               |  |
| FITOL HINTZ CONSTRUCTION INC            | \$ 23,505.21    |               |                 |               |               |  |
| FLIER,NICHOLAS D                        |                 |               |                 | \$ 20,252.00  |               |  |
| FOREST LAKE CONTRACTING INC             | \$ 1,027,950.29 | \$ 216,963.57 | \$ 1,745,128.75 | \$ 191,696.60 | \$ 19,014.88  |  |
| FPI PAVING CONTRACTORS INC              | \$ 42,142.71    | \$ 123,229.30 | \$ 20,687.00    | \$ 20,440.00  | \$ 81,987.10  |  |
| FRA-DOR BLACK DIRT & RECYCLE            |                 |               |                 |               | \$ 609.00     |  |
| FREDRICKSON COMMUNICATIONS              |                 | \$ 28,225.00  | \$ 92,997.50    | \$ 40,450.00  |               |  |
| FREDRICKSON PROPERTIES LLC              |                 | \$ 800.00     |                 |               |               |  |
| FRIEDERICHS,MARK                        |                 |               |                 |               | \$ 4,000.00   |  |
| GA CONSTRUCTION                         |                 |               |                 | \$ 4,800.00   |               |  |
| GECO CORP                               |                 |               |                 |               | \$ 3,269.40   |  |
| GFA INTERIORS LLC                       |                 |               |                 |               | \$ 13,272.80  |  |
| GOLDEN VALLEY SUPPLY CO                 |                 |               |                 | \$ 570.92     | \$ 970.02     |  |
| GOPHER PLUMBING INC.                    |                 |               |                 | \$ 3,793.90   |               |  |
| GORMAN SURVEYING INC                    |                 | \$ 1,652.68   |                 |               |               |  |
| GRANDMA'S BAKERY                        | \$ 551.18       | \$ 926.25     | \$ 518.52       | \$ 351.36     | \$ 785.56     |  |
| GREAT RIVER OFFICE PRODUCTS             | \$ 19,420.39    | \$ 17,040.78  | \$ 16,962.29    | \$ 19,391.10  | \$ 18,492.63  |  |
| GREEN,HELEN                             | \$ 7,132.56     | \$ 7,132.56   | \$ 7,132.56     | \$ 7,132.56   | \$ 7,132.56   |  |
| GTS HVAC, INC                           | \$ 3,650.00     |               |                 |               |               |  |
| GUARANTY TITLE, INC                     |                 |               |                 | \$ 75,000.00  |               |  |
| H2OVERHAUL                              |                 | \$ 4,000.00   |                 |               |               |  |
| HACKMAN CONSULTING GROUP LLC            | \$ 600.00       | \$ 9,812.50   | \$ 38,650.00    | \$ 28,500.00  |               |  |
| HACKMAN,HEATHER                         | \$ 21,198.00    | \$ 7,500.00   | \$ 9,050.00     |               |               |  |
| HAGEN, CHRISTENSEN, MCILWAIN ARCHITECTS | \$ 4,190.00     | \$ 48,836.93  | \$ 29,347.05    |               |               |  |
| HAMERNICK DECORATING CENTER             | \$ 5,990.12     |               | \$ 33.00        | \$ 1,872.14   |               |  |
| HANSEN THORP PELLINEN OLSON             |                 |               |                 |               | \$ 2,000.00   |  |
| HAUGO GEOTECHNICAL SERVICES             |                 |               |                 | \$ 8,140.00   |               |  |
| HAY-DOBBS P A                           |                 |               |                 | \$ 6,704.73   |               |  |
| HIGH FIVE ERECTORS INC                  |                 | \$ 2,861.29   |                 |               |               |  |
| HONSA-BINDER PRINTING INC               | \$ 4,121.02     | \$ 2,560.06   | \$ 1,464.75     | \$ 551.00     | \$ 476.00     |  |
| ICEBERG TECHNOLOGY GROUP                |                 |               |                 | \$ 232,448.75 | \$ 372,296.25 |  |
| ICEMAN INDUSTRIES                       |                 |               |                 | \$ 850.00     | \$ 8,932.50   |  |
| IDEAL PRINTERS, INC                     |                 |               |                 |               | \$ 313.74     |  |
| IN SIGHT RESTORATION LLC                |                 |               |                 | \$ 61,859.70  |               |  |



|  |               |               |               |               |               |              |
|--|---------------|---------------|---------------|---------------|---------------|--------------|
| INDUSTRIAL HYGIENE SERVICES CORPORATION      |               |               |               | \$ 54,172.01  | \$ 39,191.37  | \$ 22,417.09 |
| INFINITY WIRELESS                            | \$ 2,110.78   | \$ 203.33     |               |               |               |              |
| INTEGRATION ARCHITECTS, INC                  |               | \$ 168,937.50 | \$ 3,000.00   |               |               |              |
| INTERNATIONAL OFFICE TECHNOLOGIES            | \$ 489.81     |               |               |               | \$ 199.00     |              |
| INTERTECH INC                                | \$ 10,692.04  | \$ 12,482.20  |               |               |               |              |
| ITASCA CORPORATION                           |               |               |               |               |               | \$ 4,079.20  |
| J & J CONTRACTING LLC                        |               |               |               |               | \$ 25,376.00  | \$ 23,199.50 |
| J LEAPALDT ASSOCIATES LLC                    |               |               |               |               |               | \$ 97,777.11 |
| J P ENTERPRISES INC                          |               |               |               |               |               | \$ 16,868.52 |
| JANKUS,MARK                                  | \$ 35,364.00  | \$ 48,143.00  | \$ 16,450.00  | \$ 28,473.00  | \$ 10,925.00  |              |
| JC ENVIRONMENTAL & DEMOLITION INC            |               |               |               |               |               | \$ 1,541.60  |
| JOBVIEW.COM                                  |               |               |               |               | \$ 4,992.00   |              |
| JOHNSON,JAMES W                              | \$ 141,967.12 | \$ 141,752.30 | \$ 150,060.87 | \$ 201,975.66 | \$ 104,564.94 |              |
| JOHNSON,TERRELL                              |               | \$ 11,349.00  | \$ 3,645.00   |               |               |              |
| K A KAMISH EXCAVATION INC                    | \$ 11,227.50  | \$ 700.00     | \$ 28,114.00  | \$ 37,590.00  |               |              |
| KAMISH EXCAVATION INC                        |               |               |               |               |               | \$ 67,985.46 |
| KANE'S CATERING SERVICE INC                  | \$ 40,100.60  | \$ 36,719.33  | \$ 11,706.50  | \$ 3,611.46   |               |              |
| KEEPRS INC                                   | \$ 11,959.79  | \$ 24,654.43  |               |               |               |              |
| KELCO SUPPLY CO                              | \$ 1,848.07   | \$ 2,058.29   | \$ 2,030.88   | \$ 2,113.76   | \$ 1,387.63   |              |
| KELLY,LILA                                   |               |               | \$ 29.00      |               |               |              |
| KLINEFELTER'S ENFORCEMENT & EMERGENCY        |               |               | \$ 40,199.73  | \$ 22,463.91  | \$ 164,311.37 |              |
| KLR CONSTRUCTION INC                         |               |               |               |               |               | \$ 24,990.00 |
| KNETIC X XCAVATING LLC                       | \$ 6,891.00   |               |               |               |               |              |
| KREMER SERVICES LLC                          | \$ 2,025.94   | \$ 1,959.14   |               | \$ 864.50     | \$ 481.36     |              |
| KUFUS PA INC,STEVEN R                        |               |               |               |               |               | \$ 55,096.80 |
| LAKE AREA ROOFING LANDMARK ENVIRONMENTAL LLC | \$ 2,705.13   | \$ 2,075.21   |               |               |               | \$ 1,193.84  |
| LARSON CONTRACTING INC                       |               | \$ 8,532.61   |               |               |               |              |
| LEARNING4RESULTS,LLC                         |               | \$ 26,182.00  | \$ 2,117.50   |               |               |              |
| LEAVITT,CRISTINE P                           |               |               |               | \$ 27,362.00  |               |              |
| LEGAL VIDEO, INC                             | \$ 17,337.13  | \$ 7,751.51   | \$ 991.10     | \$ 4,822.90   | \$ 4,300.00   |              |
| LEGEND TECHNICAL SERVICES, INC.              |               |               | \$ 18.00      |               | \$ 200.00     |              |
| LEONE'S BUILDING SERVICE                     |               |               | \$ 4,950.00   |               |               |              |
| LET'S GET GRAPHIC CREATIONS INC              |               | \$ 737.63     |               | \$ 1,843.45   |               |              |
| LINDERMAN DECORATING LLC                     | \$ 1,040.00   | \$ 25,000.00  | \$ 6,470.00   |               |               |              |

|                                   |               |               |               |                 |               |  |
|-----------------------------------|---------------|---------------|---------------|-----------------|---------------|--|
| LINDSTROM,KELLY                   |               | \$ 39,400.00  | \$ 6,500.00   | \$ 7,600.00     |               |  |
| LOUELLEN ESSEX & ASSOCIATES       |               |               |               | \$ 21,350.00    | \$ 15,437.50  |  |
| LOW VOLTAGE CONTRACTORS INC       |               |               | \$ 43,402.48  | \$ 50,904.41    | \$ 118,197.99 |  |
| LURE DESIGN LLC                   |               |               |               |                 | \$ 5,525.00   |  |
| M&N STRUCTURES INC                | \$ 4,957.22   |               |               |                 |               |  |
| MAG MECHANICAL LLC                |               | \$ 20,290.00  | \$ 30,798.00  | \$ 8,143.99     | \$ 14,413.95  |  |
| MARBOE, ANDREA MCDONALD           |               |               |               |                 | \$ 10,410.00  |  |
| MAXIMUM SOLUTIONS INC             |               |               |               | \$ 6,500.00     | \$ 31,432.50  |  |
| MCCAA-WEBSTER & ASSOCIATES, INC   | \$ 630.00     |               |               |                 |               |  |
| MCKINZIE METRO APPRAISAL          |               | \$ 1,500.00   |               |                 |               |  |
| MEDCARE PRODUCTS INC              | \$ 2,279.65   |               |               |                 |               |  |
| MENDOTA ELECTRIC INC              | \$ 350.00     |               |               |                 |               |  |
| MERIT BUILDING CO INC             | \$ 202,039.45 | \$ 188,094.07 | \$ 154,922.54 | \$ 150,951.93   | \$ 48,352.15  |  |
| METRO PRINTER SERVICES            | \$ 3,130.00   | \$ 1,698.50   | \$ 265.00     |                 |               |  |
| METZGER BUILDING MATERIALS CO     | \$ 12,632.27  | \$ 9,888.43   | \$ 16,602.96  | \$ 12,855.88    | \$ 3,172.70   |  |
| MEYER CONTRACTING INC             |               |               |               |                 | \$ 219,355.76 |  |
| MEYER,KAREN                       |               |               |               | \$ 40,156.00    | \$ 3,981.00   |  |
| MICKMAN BROTHERS INC              |               | \$ 6,412.50   | \$ 1,413.64   | \$ 802.07       |               |  |
| MID AMERICA BUSINESS SYSTEMS INC. | \$ 41,953.36  | \$ 52,355.63  | \$ 47,465.78  | \$ 49,274.51    | \$ 155,381.81 |  |
| MIDWEST CIVIL CONSTRUCTORS LLC    |               |               |               | \$ 2,844,899.71 | \$ 240,528.11 |  |
| MILAN'S MOTORS                    | \$ 451.63     |               |               |                 |               |  |
| MINNESOTA LOCKS                   |               | \$ 96.19      |               |                 |               |  |
| MINNESOTA MONITORING, INC         |               |               |               | \$ 8,875.00     | \$ 3,495.00   |  |
| MN GLOVE INC                      |               |               |               |                 | \$ 1,692.78   |  |
| MN PETROLEUM SVC INC              |               |               | \$ 13,273.75  | \$ 5,995.31     | \$ 432.25     |  |
| MOUA,VANDY                        | \$ 4,482.00   | \$ 31,356.00  | \$ 26,838.00  | \$ 10,170.00    |               |  |
| MPLS GLASS CO                     | \$ 2,365.99   | \$ 6,519.14   | \$ 39,046.84  | \$ 7,756.61     | \$ 16,219.41  |  |
| MSP TRAVEL GROUP                  | \$ 39,611.20  |               |               |                 |               |  |
| MURPHY, MARY ELLEN S.             |               | \$ 11,175.00  |               |                 |               |  |
| MUZZY,NICOLE THACKER              |               |               |               | \$ 11,900.00    |               |  |
| MY HOME INC                       |               |               |               | \$ 38,362.60    | \$ 11,796.84  |  |
| NARDINI FIRE EQUIPMENT CO         | \$ 6,951.54   | \$ 8,107.34   | \$ 7,578.52   | \$ 6,238.00     | \$ 6,714.26   |  |
| NATURAL SHORE TECHNOLOGIES, INC.  | \$ 2,301.13   | \$ 2,971.50   | \$ 2,533.00   | \$ 2,525.50     | \$ 3,187.50   |  |
| NEKA CREATIVE LLC                 |               |               |               |                 | \$ 57,443.02  |  |
| NEW HORIZONS TWIN CITIES          |               |               |               | \$ 1,425.00     |               |  |

|                                       |    |            |    |            |    |            |    |            |    |            |
|---------------------------------------|----|------------|----|------------|----|------------|----|------------|----|------------|
| NEWMAN,DEBRA                          | \$ | 4,253.72   | \$ | 3,517.32   | \$ | 2,551.99   | \$ | 2,551.53   | \$ | 4,182.15   |
| NIGHTOWL DISCOVERY INC                |    |            |    |            | \$ | 7,091.50   |    |            |    |            |
| NORMS TIRE SALES INC                  | \$ | 30,371.77  | \$ | 47,227.81  | \$ | 31,375.87  | \$ | 33,655.73  | \$ | 45,142.85  |
| NORTHERN SAFETY TECHNOLOGY INC        |    |            |    |            |    |            | \$ | 809.07     | \$ | 9,542.55   |
| NORTHLAND PETROLEUM SERVICE           | \$ | 10,316.29  | \$ | 7,730.68   | \$ | 3,847.85   | \$ | 10,963.59  | \$ | 11,222.79  |
| NOVELTY ENTERPRISES INC               |    |            |    |            |    |            |    |            | \$ | 229.50     |
| NYSTROM MOVING AND STORAGE INC        |    |            |    |            |    |            | \$ | 13,984.50  | \$ | 11,557.75  |
| OCONNOR,ROBERT                        | \$ | 8,400.00   | \$ | 21,550.00  | \$ | 2,500.00   | \$ | 5,000.00   | \$ | 10,300.00  |
| OFFICE SYSTEMS INSTALLATION, INC      | \$ | 11,244.00  | \$ | 11,629.00  | \$ | 25,267.00  | \$ | 34,782.00  | \$ | 3,304.00   |
| OLSONS IRRIGATION AND LANDSCAPING INC |    |            |    |            |    |            |    |            | \$ | 51,556.25  |
| ON DEMAND SERVICE GROUP INC           |    |            | \$ | 88,249.00  | \$ | 207,858.50 | \$ | 59,287.00  | \$ | 79,135.00  |
| ON SITE AIR TEMP INC                  |    |            | \$ | 1,171.87   | \$ | 882.00     | \$ | 279.50     | \$ | 392.00     |
| ON SITE SANITATION INC.               | \$ | 27,739.18  | \$ | 31,300.92  | \$ | 32,615.29  | \$ | 39,745.14  | \$ | 42,971.02  |
| ONE 2 ONE                             |    |            |    |            |    |            | \$ | 1,420.00   |    |            |
| OPTIMUM MECHANICAL SYSTEMS INC        |    |            |    |            |    |            |    |            | \$ | 23,618.15  |
| ORIENTATIONS INC                      | \$ | 285.00     |    |            |    |            | \$ | 453.38     | \$ | 74.20      |
| PAINTING BY NAKASONE                  |    |            |    |            |    |            | \$ | 5,077.00   | \$ | 3,784.00   |
| PARAGON PAVING INC                    | \$ | 25,117.00  | \$ | 29,989.00  | \$ | 7,041.50   | \$ | 16,524.00  | \$ | 16,236.00  |
| PARKOS CONSTRUCTION CO                |    |            | \$ | 206,018.00 |    |            | \$ | 2,679.00   |    |            |
| PARR,JUDITH BERNICE                   |    |            |    |            |    |            | \$ | 6,609.78   |    |            |
| PATCHIN MESSNER APPRAISALS INC        | \$ | 16,512.50  | \$ | 1,850.00   | \$ | 5,000.00   | \$ | 18,500.00  | \$ | 11,490.00  |
| PAULSON & CLARK                       | \$ | 2,575.08   |    |            | \$ | 2,990.00   | \$ | 24,090.00  | \$ | 2,511.00   |
| PAVE IT                               |    |            |    |            |    |            | \$ | 6,228.50   |    |            |
| PEER ENVIRONMENTAL & ENG INC.         | \$ | 166,438.78 | \$ | 60,748.87  | \$ | 150,080.15 | \$ | 35,481.51  |    |            |
| PELICAN STAFFING SOLUTIONS INC        |    |            |    |            |    |            | \$ | 10,627.82  | \$ | 14,306.60  |
| PENN CONTRACTING INC                  |    |            |    |            |    |            | \$ | 170,100.00 |    |            |
| PERFORMIX BUSINESS SERVICES LLC       | \$ | 34,115.00  |    |            |    |            |    |            |    |            |
| PIONEER ENGINEERING                   |    |            | \$ | 2,000.00   |    |            |    |            |    |            |
| PM SUPPLY                             |    |            |    |            |    |            |    |            | \$ | 7,123.52   |
| POUPART,JOHN                          |    |            |    |            |    |            | \$ | 4,000.00   | \$ | 26,916.63  |
| POVOLNY SPECIALTIES                   |    |            |    |            |    |            |    |            | \$ | 945.46     |
| PRAIRIE TECHNOLOGIES INC OF MINNESOTA | \$ | 10,691.31  | \$ | 11,023.06  | \$ | 4,433.00   | \$ | 16,261.00  | \$ | 1,376.00   |
| PREMIER ELECTRICAL CORPORATION        |    |            |    |            |    |            |    |            | \$ | 190,250.00 |
| PREMIER HANDICAP SERVICES LLC         |    |            | \$ | 13,366.00  | \$ | 61,312.40  | \$ | 16,735.00  | \$ | 4,425.00   |
| PREMIER LIGHTING INC.                 |    |            |    |            | \$ | 3,690.00   |    |            |    |            |
| PRIMARY PRODUCTS CO                   | \$ | 41,561.49  | \$ | 30,994.72  | \$ | 38,335.83  | \$ | 37,087.63  | \$ | 23,103.42  |

|   |               |               |               |                 |                 |
|---|---------------|---------------|---------------|-----------------|-----------------|
| PROFESSIONAL DATA ANALYSTS, INC         | \$ 3,750.00   | \$ 25,000.00  |               | \$ 77,370.00    |                 |
| PROFESSIONAL RESOURCE NETWORK INC       |               |               |               | \$ 11,400.00    | \$ 8,600.00     |
| PROJECT CONSULTING GROUP INC            |               |               |               |                 | \$ 520,629.50   |
| QUALITY CUTTING & CORING INC            |               |               |               |                 | \$ 1,500.00     |
| RACHEL CONTRACTING                      |               |               |               | \$ 3,931,342.01 | \$ 4,772,995.24 |
| RAK CONSTRUCTION INC                    | \$ 794,362.86 | \$ 763,313.80 | \$ 468,772.21 | \$ 1,906,437.69 | \$ 1,933,400.79 |
| RANI ENGINEERING INC                    |               |               |               |                 | \$ 72,106.24    |
| RAYCO EXCAVATING INC                    |               |               |               | \$ 61,600.00    |                 |
| REILING CONSTRUCTION                    |               |               |               | \$ 835.00       |                 |
| REISCO INC                              | \$ 899.10     |               |               |                 |                 |
| RESTORATION PROFESSIONALS               | \$ 3,392.43   | \$ 4,034.98   | \$ 154.95     | \$ 1,241.70     | \$ 540.00       |
| RICHARDSON RICHTER & ASSOC INC.         |               |               | \$ 21,670.74  | \$ 23,162.72    | \$ 31,827.18    |
| RISDALL MARKETING GROUP LLC             |               |               |               | \$ 80,000.00    | \$ 12,206.28    |
| RMS PUBLIC RELATIONS LLC                | \$ 33,553.54  | \$ 13,543.41  | \$ 31,239.10  | \$ 25,068.75    | \$ 22,085.23    |
| ROBERT RIPPE & ASSOCIATES INC           |               | \$ 10,736.09  |               |                 | \$ 3,000.00     |
| RON MICHAELS CONSULTING, INC            | \$ 2,950.00   |               |               |                 |                 |
| ROWEKAMP ASSOCIATES INC.                | \$ 5,970.00   | \$ 3,570.00   |               | \$ 8,797.50     |                 |
| SACKEY, EMMANUEL                        |               | \$ 79,590.00  | \$ 60,434.60  | \$ 28,759.40    |                 |
| SAM STEWART & ASSOCIATES INC            | \$ 1,060.00   |               |               |                 |                 |
| SAMUEL SIMMONS CONSULTING               |               |               |               |                 | \$ 500.00       |
| SCHUSTER, RICHARD A                     | \$ 4,131.25   | \$ 1,156.25   | \$ 143.75     |                 |                 |
| SCOTT & ASSOCIATES INC.                 | \$ 38,991.00  | \$ 13,178.32  | \$ 13,391.27  | \$ 21,436.47    | \$ 16,908.31    |
| SCOTT COUNTY                            |               |               |               | \$ 90.00        | \$ 195.00       |
| SEACHANGE PRINTING & MARKETING SERVICES |               |               |               |                 | \$ 239,395.10   |
| SECURONET LLC                           |               |               |               |                 | \$ 18,549.00    |
| SELECT COMPUTING INC                    | \$ 29,662.50  | \$ 51,161.25  | \$ 196,432.50 | \$ 207,446.50   | \$ 363,876.25   |
| SEMPLER EXCAVATING & TRUCKING INC.      |               |               |               |                 | \$ 2,275.80     |
| SHELTER ARCHITECTURE LLC                |               |               |               | \$ 23,272.50    | \$ 1,648.50     |
| SIGN SOURCE                             | \$ 16,874.37  | \$ 20,289.47  | \$ 23,345.89  | \$ 32,994.47    | \$ 33,895.15    |
| SOVIA'S PAINTING & DECORATING, INC      | \$ 2,980.00   | \$ 46,342.00  | \$ 70,896.00  | \$ 47,047.00    | \$ 15,139.00    |
| SPADE LANDSCAPING                       |               |               |               | \$ 1,870.00     | \$ 5,982.20     |
| SPRINGSTED INCORPORATED                 | \$ 93,024.16  | \$ 118,309.22 | \$ 108,560.88 | \$ 94,130.49    | \$ 125,574.65   |
| ST CROIX ENVIRONMENTAL INC              |               | \$ 1,790.00   |               |                 |                 |

|  |               |               |               |               |  |               |
|--|---------------|---------------|---------------|---------------|--|---------------|
| ST CROIX PROMOTIONS INC                          | \$ 1,781.76   | \$ 193.91     | \$ 210.92     |               |  |               |
| ST PAUL UTILITIES AND EXCAVATING INC             |               |               |               |               |  | \$ 5,800.00   |
| STEINBRECHER PAINTING INC                        | \$ 68,094.78  | \$ 28,856.36  | \$ 77,319.76  | \$ 60,074.00  |  |               |
| STEVENS ENGINEERS INC                            | \$ 2,350.39   | \$ 405.00     |               |               |  |               |
| STONEBROOK CONSTRUCTION INC                      |               |               |               | \$ 52,011.00  |  | \$ 600.00     |
| SUESS ELECTRIC LLC                               |               |               | \$ 878.00     | \$ 1,392.35   |  |               |
| SUN RAY PLUMBING & HEATING                       |               |               |               |               |  | \$ 17,656.36  |
| SUNDE LAND SURVEYING, LLC                        |               |               |               | \$ 1,400.00   |  | \$ 8,887.72   |
| SUPERIOR IRON INC                                |               |               |               |               |  | \$ 19,862.23  |
| SWEDEBRO INC                                     |               |               |               |               |  | \$ 41,039.09  |
| TCC DISTRIBUTING INC                             | \$ 7,257.47   |               |               |               |  |               |
| TECHDIGITAL CORPORATION                          |               |               |               | \$ 42,600.00  |  |               |
| TEMBUA INC                                       |               | \$ 780.00     |               |               |  |               |
| TENEYCK,THERESA J                                | \$ 2,490.00   |               |               |               |  |               |
| THE JK MOVEMENT                                  |               |               |               | \$ 4,270.97   |  |               |
| THE JOHNSON GROUP MARKETING INC                  |               |               |               |               |  | \$ 37,060.51  |
| THE LANGUAGE BANC INC                            | \$ 840.00     | \$ 60.00      | \$ 10,670.00  | \$ 9,600.00   |  | \$ 26,110.00  |
| THE MACRO GROUP INCORPORATED                     | \$ 345,852.50 | \$ 313,906.50 | \$ 290,006.50 | \$ 248,343.50 |  | \$ 73,885.50  |
| TOBI CLEANING SERVICES                           |               |               |               | \$ 580.00     |  |               |
| TOM LOUCKS & ASSOCIATES INC                      | \$ 1,977.39   | \$ 6,787.00   | \$ 489,182.96 | \$ 694,451.95 |  | \$ 456,900.22 |
| THOMAS & SONS CONSTRUCTION INC.                  |               |               |               |               |  | \$ 55,385.27  |
| THOMAS ALLEN INC                                 |               |               |               |               |  | \$ 351,270.04 |
| TRAFFIC DATA, INC.                               |               | \$ 8,711.43   | \$ 2,354.60   | \$ 4,748.74   |  | \$ 1,499.00   |
| TRISSENTIAL LLC                                  |               | \$ 136,356.00 | \$ 480,149.50 | \$ 511,004.50 |  | \$ 445,370.00 |
| TSG SERVER & STORAGE                             |               | \$ 88,349.51  | \$ 81,090.02  | \$ 740,284.89 |  | \$ 252,108.98 |
| TWIN CITIES GLASS CONTRACTORS, INC.              | \$ 450.00     |               |               |               |  |               |
| TWIN CITIES SAFETY UNBOUND THERAPY RESOURCES LLC |               |               |               | \$ 4,995.00   |  | \$ 1,800.00   |
| URBAN CO   | \$ 540,729.96 | \$ 176,995.00 | \$ 54,927.10  | \$ 74,309.00  |  | \$ 257,658.90 |
| URBAN YOUTH CONSERVATION                         | \$ 3,866.00   | \$ 5,088.50   |               |               |  |               |
| USA SAFETY SUPPLY                                |               |               | \$ 66.52      |               |  |               |
| VERA CONSTRUCTION INC                            |               | \$ 4,345.00   |               |               |  |               |
| VISIONS INC                                      |               | \$ 3,611.31   |               |               |  |               |
| VSI CONSTRUCTION INC                             |               |               |               |               |  | \$ 19,663.28  |
| W J THOM COMPANY                                 |               |               |               | \$ 1,603.93   |  | \$ 1,724.67   |
| W W GOETSCH ASSOCIATES INC                       | \$ 1,916.03   | \$ 990.00     |               | \$ 2,794.26   |  | \$ 2,769.00   |

|                                   |    |              |    |              |               |              |               |
|-----------------------------------|----|--------------|----|--------------|---------------|--------------|---------------|
| WAGNER SOD AND LANDSCAPING CO INC |    |              |    | \$           | 8,744.99      |              |               |
| WARNING LITES OF MN INC.          |    |              |    |              |               | \$ 14,222.20 |               |
| WESTSIDE EQUIPMENT INSTALLERS INC | \$ | 8,816.80     |    |              |               |              |               |
| WHEELER HARDWARE CO               | \$ | 7,214.08     | \$ | 4,689.56     | \$            | 19,751.32    |               |
| WHITE BEAR ELECTRIC               |    |              |    | \$           | 752.94        |              |               |
| WILSON DEVELOPMENT SERVICES LLC   | \$ | 3,255.61     | \$ | 6,000.00     | \$            | 2,755.83     |               |
| WINDSTAR PROMOTIONS               | \$ | 55,194.89    | \$ | 46,093.90    | \$            | 40,104.90    |               |
| ZENG,HUGH                         |    |              |    | \$           | 4,800.00      |              |               |
|                                   | \$ | 7,054,915.42 | \$ | 6,548,770.56 | \$            | 9,912,585.07 |               |
|                                   |    |              |    | \$           | 15,839,152.54 | \$           | 15,424,713.38 |

|                           |    |              |    |              |    |              |    |               |    |               |
|---------------------------|----|--------------|----|--------------|----|--------------|----|---------------|----|---------------|
| New Construction          | \$ | 33,314.15    | \$ | 126,669.66   | \$ | 73,067.29    | \$ | 106,156.54    | \$ | 6,505.26      |
| Total Net of Construction | \$ | 7,021,601.27 | \$ | 6,422,100.90 | \$ | 9,839,517.78 | \$ | 15,732,996.00 | \$ | 15,418,208.12 |

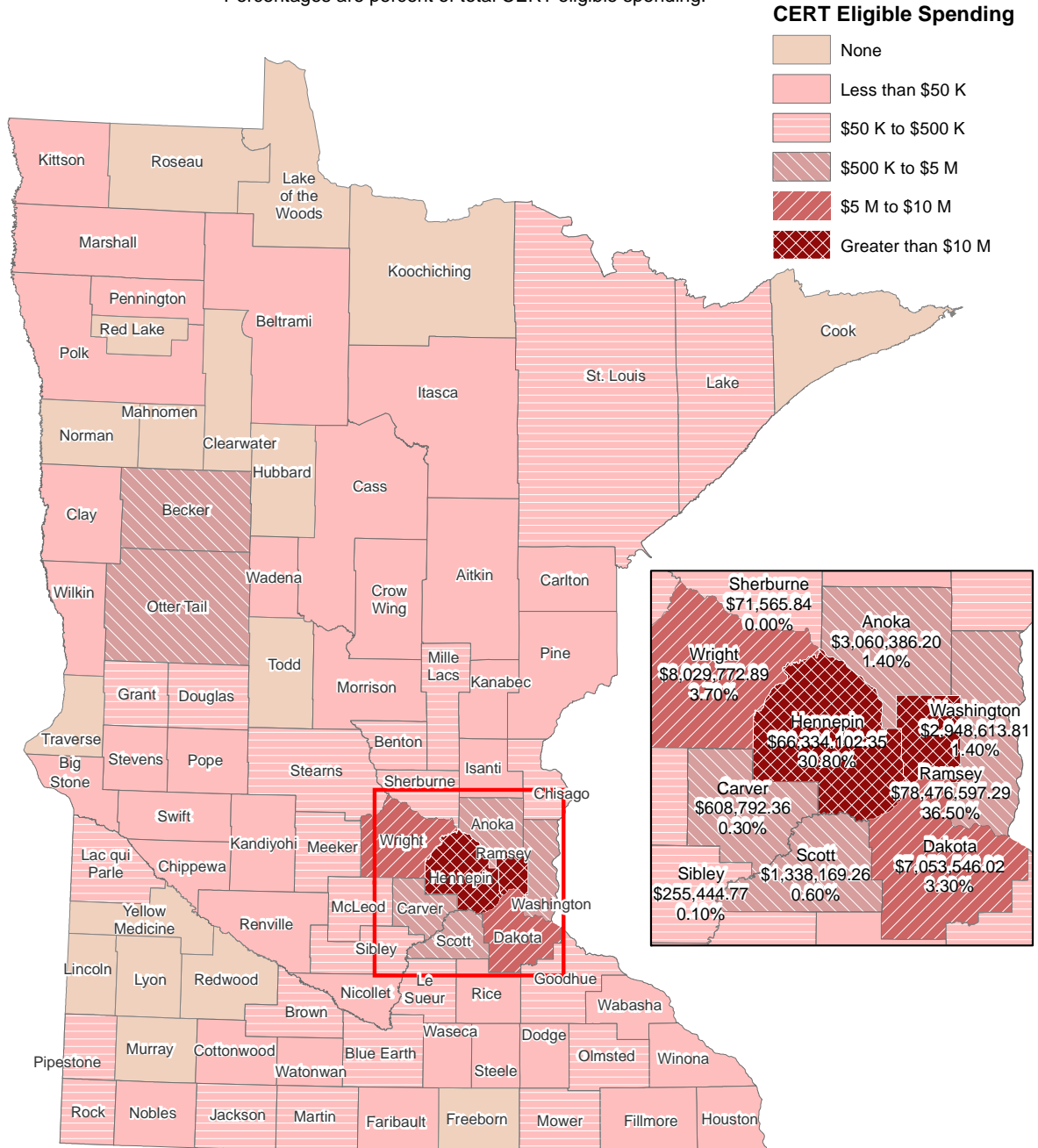
|                           |     |     |     |     |     |
|---------------------------|-----|-----|-----|-----|-----|
| # of CERT SBE Contractors | 115 | 127 | 125 | 170 | 183 |
|---------------------------|-----|-----|-----|-----|-----|

## 2016 CERT Eligible Vendor Payments

**Total CERT Eligible Payments: \$215,190,218.01**

**CERT Eligible Payments outside Minnesota: \$40,358,996.85 (18.8%)**

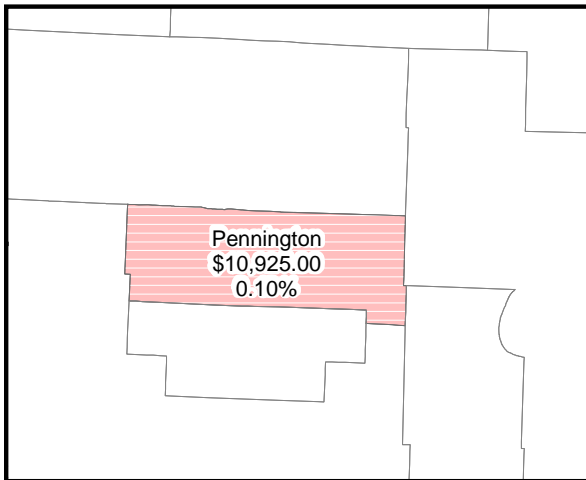
Percentages are percent of total CERT eligible spending.




Data extracted from Aspen System by Policy Analysis & Planning in collaboration with Finance Department.  
Map created by Policy Analysis & Planning, 22 June, 2017.

## 2016 CERT Vendor Payments

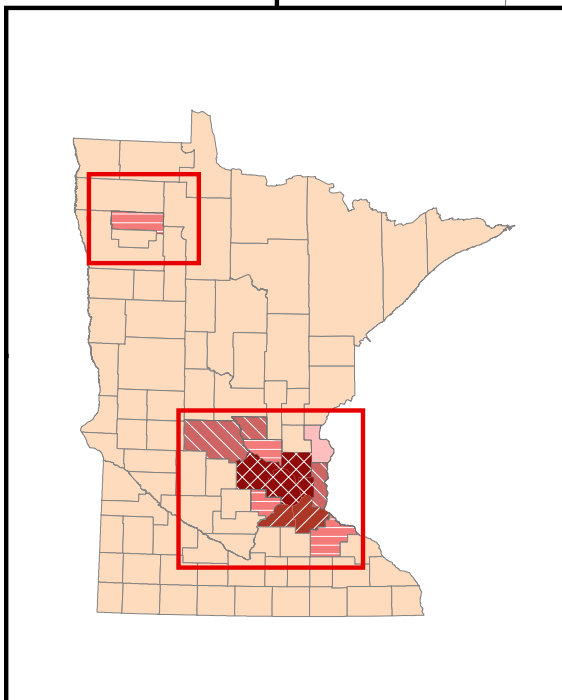
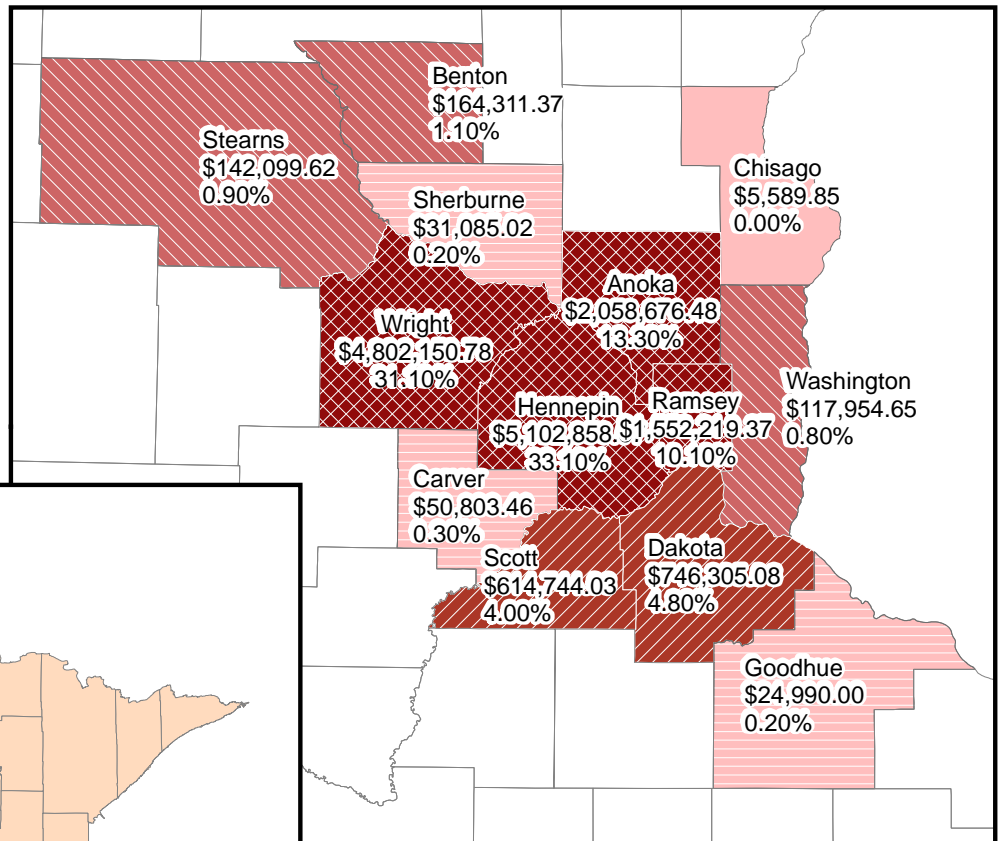
Total Certified Payments: \$15,424,713.38



### CERT Vendor Payments



Percentages are  
Percent of  
Total Certified  
Spending.



Data Extracted from Aspen  
System by Policy Analysis and Planning  
in collaboration with Finance Department.  
Map Created by Policy Analysis and Planning, 23 June 2017.



## CERT Payments by County (2012 - 2016)

| County     | 2012 Sum of Amount | 2012 % of Total | 2013 Sum of Amount | 2013 % of Total | 2014 Sum of Amount | 2014 % of Total | 2015 Sum of Amount | 2015 % of Total | 2016 Sum of Amount | 2016 % of Total |
|------------|--------------------|-----------------|--------------------|-----------------|--------------------|-----------------|--------------------|-----------------|--------------------|-----------------|
| Anoka      | 1,019,556.11       | 14.45%          | 1,060,591.21       | 16.20%          | 755,554.00         | 7.62%           | 2,308,228.43       | 14.57%          | 2,058,676.48       | 13.35%          |
| Benton     | 11,959.79          | 0.17%           | 24,654.43          | 0.38%           | 40,199.73          | 0.41%           | 22,463.91          | 0.14%           | 164,311.37         | 1.07%           |
| Carver     | 59,120.98          | 0.84%           | 39,467.79          | 0.60%           | 39,492.99          | 0.40%           | 54,430.94          | 0.34%           | 50,803.46          | 0.33%           |
| Chisago    | 8,741.99           | 0.12%           | 11,480.34          | 0.18%           | 4,893.25           | 0.05%           | 6,732.66           | 0.04%           | 5,589.85           | 0.04%           |
| Dakota     | 1,211,914.14       | 17.18%          | 792,433.41         | 12.10%          | 300,117.65         | 3.03%           | 691,229.32         | 4.36%           | 746,305.08         | 4.84%           |
| Douglas    | 2,350.39           | 0.03%           | 2,195.00           | 0.03%           |                    |                 | 20,252.00          | 0.13%           |                    |                 |
| Faribault  | 6,891.00           | 0.10%           |                    |                 |                    |                 |                    |                 |                    |                 |
| Goodhue    |                    |                 |                    |                 |                    |                 |                    | 24,990.00       |                    |                 |
| Hennepin   | 1,275,522.95       | 18.08%          | 2,124,140.82       | 32.44%          | 3,431,123.07       | 34.61%          | 3,717,356.29       | 23.47%          | 5,102,858.67       | 33.08%          |
| McLeod     | 4,957.22           | 0.07%           |                    | 0.00%           |                    |                 |                    | 0.00%           |                    |                 |
| Mille Lacs | 68,094.78          | 0.97%           | 28,856.36          | 0.44%           | 77,319.76          | 0.78%           | 60,074.00          | 0.38%           |                    |                 |
| Pennington |                    | 0.00%           |                    |                 |                    |                 | 28,473.00          | 0.18%           | 10,925.00          | 0.07%           |
| Ramsey     | 1,649,470.23       | 23.38%          | 1,549,263.36       | 23.66%          | 16,450.00          | 0.17%           | 1,564,021.15       | 9.87%           | 1,552,219.37       | 10.06%          |
| Scott      |                    | 0.00%           | 3,661.29           | 0.06%           | 3,312,020.72       | 33.41%          | 3,079,042.39       | 19.44%          | 614,744.03         | 3.99%           |
| Sherburne  | 12,164.36          | 0.17%           | 9,788.97           | 0.15%           | 5,878.73           | 0.06%           | 10,963.59          | 0.07%           | 31,085.02          | 0.20%           |
| Stearns    |                    |                 |                    |                 |                    |                 |                    |                 | 134,837.62         |                 |
| Washington | 1,115,594.29       | 15.81%          | 301,525.18         | 4.60%           | 1,795,517.89       | 18.11%          | 290,974.75         | 1.84%           | 117,954.65         | 0.76%           |
| Wright     | 55,194.89          | 0.78%           | 333,136.40         | 5.09%           | 73,582.68          | 0.74%           | 3,984,910.11       | 25.16%          | 4,802,150.78       | 31.13%          |
| #N/A       | 553,382.30         | 7.84%           | 267,576.00         | 4.09%           | 60,434.60          | 0.61%           |                    |                 |                    |                 |
|            | 7,054,915.42       |                 | 6,548,770.56       |                 | 9,912,585.07       |                 | 15,839,152.54      |                 | 15,424,713.38      |                 |

|                             |              |              |              |               |               |
|-----------------------------|--------------|--------------|--------------|---------------|---------------|
| Related to New Construction | 33,314.15    | 126,669.66   | 73,067.29    | 106,156.54    | 6,505.26      |
| Net Total                   | 7,021,601.27 | 6,422,100.90 | 9,839,517.78 | 15,732,996.00 | 15,418,208.12 |

## CERT Eligible Payments by County (2012 - 2016)

| County        | 2012 Amount   | % of Total | 2013 Amount   | % of Total | 2014 Amount   | % of Total | 2015 Amount   | % of Total | 2016 Amount   | % of Total |
|---------------|---------------|------------|---------------|------------|---------------|------------|---------------|------------|---------------|------------|
| Aitkin        | 34,783.64     | 0.02%      | 255.94        | 0.00%      | 759.80        | 0.00%      |               |            | 524.50        | 0.00%      |
| Anoka         | 2,095,336.48  | 1.20%      | 2,038,901.26  | 1.30%      | 1,748,462.25  | 1.04%      | 3,240,506.35  | 1.50%      | 3,058,486.20  | 1.42%      |
| Becker        | 804,227.55    | 0.46%      | 1,122,256.07  | 0.72%      | 2,008,499.96  | 1.19%      | 627,833.88    | 0.29%      | 1,233,306.67  | 0.57%      |
| Beltrami      | 12,541.55     | 0.01%      | 7,514.59      | 0.00%      | 35,898.57     | 0.02%      | 9,913.06      | 0.00%      | 2,581.11      | 0.00%      |
| Benton        | 17,703.78     | 0.01%      | 49,687.17     | 0.03%      | 58,715.65     | 0.03%      | 28,461.72     | 0.01%      | 172,052.85    | 0.08%      |
| Big Stone     | 18,585.00     | 0.01%      | 14,766.00     | 0.01%      | 14,903.00     | 0.01%      | 13,093.00     | 0.01%      | 17,048.00     | 0.01%      |
| Blue Earth    | 76,632.48     | 0.04%      | 40,634.35     | 0.03%      | 53,594.48     | 0.03%      | 162,723.30    | 0.08%      | 74,208.30     | 0.03%      |
| Brown         | 5,572.40      | 0.00%      | 8,458.13      | 0.01%      | 7,995.91      | 0.00%      | 125,325.34    | 0.06%      | 84,442.02     | 0.04%      |
| Carlton       | 24,723.23     | 0.01%      | 27,055.08     | 0.02%      | 18,074.13     | 0.01%      | 4,937.81      | 0.00%      | 18,064.19     | 0.01%      |
| Carver        | 847,626.60    | 0.49%      | 550,916.46    | 0.35%      | 530,233.15    | 0.31%      | 589,230.23    | 0.27%      | 608,792.36    | 0.28%      |
| Cass          | 8,224.04      | 0.00%      | 1,706.09      | 0.00%      | 4,568.00      | 0.00%      | 25,841.84     | 0.01%      | 7,346.00      | 0.00%      |
| Chippewa      | 13,644.30     | 0.01%      | 32.50         | 0.00%      |               | 0.00%      | 15.00         | 0.00%      | 152.80        | 0.00%      |
| Chisago       | 845,874.33    | 0.49%      | 1,538,112.41  | 0.98%      | 268,003.17    | 0.16%      | 61,684.06     | 0.03%      | 57,873.43     | 0.03%      |
| Clay          | 82.29         | 0.00%      | 6,034.67      | 0.00%      |               | 0.00%      |               | 0.00%      |               | 0.00%      |
| Clearwater    |               | 0.00%      | 52.00         | 0.00%      |               | 0.00%      |               | 0.00%      |               | 0.00%      |
| Cook          |               | 0.00%      | 2,509.00      | 0.00%      | 520.00        | 0.00%      |               | 0.00%      |               | 0.00%      |
| Cottonwood    | 3,225.82      | 0.00%      | 1,500.00      | 0.00%      | 1,014.32      | 0.00%      | 4,805.67      | 0.00%      | 34.82         | 0.00%      |
| Crow Wing     | 29,491.55     | 0.02%      | 17,779.00     | 0.01%      | 17,419.69     | 0.01%      | 10,744.49     | 0.00%      | 5,758.50      | 0.00%      |
| Dakota        | 4,255,503.98  | 2.44%      | 3,939,851.47  | 2.52%      | 15,409,248.72 | 9.15%      | 18,718,164.27 | 8.69%      | 7,053,546.02  | 3.28%      |
| Dodge         | 4,575.47      | 0.00%      | 5,580.20      | 0.00%      | 11,458.89     | 0.01%      | 14,346.49     | 0.01%      | 1,974.57      | 0.00%      |
| Douglas       | 565,440.79    | 0.32%      | 509,575.97    | 0.33%      | 336,938.44    | 0.20%      | 153,293.35    | 0.07%      | 216,495.32    | 0.10%      |
| Faribault     | 7,816.00      | 0.00%      | 1,091.95      | 0.00%      | 4,616.76      | 0.00%      | 4,619.98      | 0.00%      | 2,996.76      | 0.00%      |
| Fillmore      | 3,228.67      | 0.00%      |               | 0.00%      |               | 0.00%      | 7,161.76      | 0.00%      | 12,237.90     | 0.01%      |
| Freeborn      | 26,436.12     | 0.02%      | 33,494.98     | 0.02%      | 50,926.00     | 0.03%      | 12,070.00     | 0.01%      |               | 0.00%      |
| Goodhue       | 92,274.96     | 0.05%      | 96,607.18     | 0.06%      | 122,596.81    | 0.07%      | 85,862.35     | 0.04%      | 89,695.10     | 0.04%      |
| Grant         |               | 0.00%      | 425.00        | 0.00%      |               | 0.00%      |               | 0.00%      | 99,310.59     | 0.05%      |
| Hennepin      | 81,105,823.06 | 46.50%     | 44,760,069.95 | 28.59%     | 40,480,926.60 | 24.03%     | 66,994,403.80 | 31.09%     | 65,963,027.09 | 30.71%     |
| Houston       | 22,942.26     | 0.01%      | 20,426.12     | 0.01%      | 13,661.41     | 0.01%      | 6,318.37      | 0.00%      | 9,367.80      | 0.00%      |
| Hubbard       | 1,583.00      | 0.00%      | 8.55          | 0.00%      |               | 0.00%      | 1,180.00      | 0.00%      |               | 0.00%      |
| Isanti        | 55,294.06     | 0.03%      | 30,105.28     | 0.02%      | 14,632.51     | 0.01%      | 20,275.06     | 0.01%      | 22,004.32     | 0.01%      |
| Itasca        | 39,948.62     | 0.02%      | 15,760.92     | 0.01%      | 13,052.28     | 0.01%      | 38,773.90     | 0.02%      | 27,861.22     | 0.01%      |
| Jackson       | 36,400.97     | 0.02%      | 62,934.66     | 0.04%      | 63,172.37     | 0.04%      | 64,359.37     | 0.03%      | 112,997.59    | 0.05%      |
| Kanabec       | 8,471.42      | 0.00%      | 6,431.02      | 0.00%      | 5,740.44      | 0.00%      | 5,740.44      | 0.00%      | 5,740.44      | 0.00%      |
| Kandiyohi     | 576,686.04    | 0.33%      | 3,582,512.67  | 2.29%      | 144,787.79    | 0.09%      | 26,094.81     | 0.01%      | 16,645.82     | 0.01%      |
| Kittson       | 199.00        | 0.00%      | 225.00        | 0.00%      | 2,857.00      | 0.00%      |               | 0.00%      | 21,651.84     | 0.01%      |
| Lac Qui Parle | 70,538.80     | 0.04%      | 478,430.08    | 0.31%      | 300,125.73    | 0.18%      | 121,937.03    | 0.06%      | 123,428.07    | 0.06%      |
| Le Sueur      | 289,392.78    | 0.17%      | 455,471.19    | 0.29%      | 194,901.68    | 0.12%      | 132,909.99    | 0.06%      | 159,889.29    | 0.07%      |
| Lyon          | 241.25        | 0.00%      |               | 0.00%      |               | 0.00%      | 50.00         | 0.00%      |               | 0.00%      |
| Mahnomen      | 70.00         | 0.00%      |               | 0.00%      |               | 0.00%      |               | 0.00%      |               | 0.00%      |
| Marshall      |               | 0.00%      | 10,253.66     | 0.01%      | 22,349.36     | 0.01%      | 1,609.77      | 0.00%      | 461.57        | 0.00%      |

|  |                       |        |                       |        |                       |        |                       |        |                       |        |
|--|-----------------------|--------|-----------------------|--------|-----------------------|--------|-----------------------|--------|-----------------------|--------|
| Martin                                 | 106,291.94            | 0.06%  | 100,193.76            | 0.06%  | 161,938.07            | 0.10%  | 223,558.79            | 0.10%  | 243,161.34            | 0.11%  |
| McLeod                                 | 94,928.19             | 0.05%  | 85,484.10             | 0.05%  | 79,164.40             | 0.05%  | 670,524.06            | 0.31%  | 366,408.32            | 0.17%  |
| Meeker                                 | 468,396.18            | 0.27%  | 59,189.53             | 0.04%  | 971,042.18            | 0.58%  | 275,175.72            | 0.13%  | 273,278.49            | 0.13%  |
| Mille Lacs                             | 81,676.76             | 0.05%  | 48,310.84             | 0.03%  | 92,410.13             | 0.05%  | 228,452.88            | 0.11%  | 187,870.53            | 0.09%  |
| Morrison                               | 100,202.64            | 0.06%  | 14,007.66             | 0.01%  | 27,123.77             | 0.02%  | 16,786.01             | 0.01%  | 21,208.46             | 0.01%  |
| Mower                                  | 70,848.68             | 0.04%  | 60,792.74             | 0.04%  | 51,523.97             | 0.03%  | 1,669,167.75          | 0.77%  | 283,712.82            | 0.13%  |
| Nicollet                               | 5,615.06              | 0.00%  | 3,992.28              | 0.00%  | 5,027.42              | 0.00%  | 3,602.28              | 0.00%  | 3,235.96              | 0.00%  |
| Nobles                                 | 43,007.78             | 0.02%  | 23,618.87             | 0.02%  | 14,017.15             | 0.01%  | 17,929.32             | 0.01%  | 2,082.00              | 0.00%  |
| Olmsted                                | 812,787.14            | 0.47%  | 146,283.10            | 0.09%  | 131,018.23            | 0.08%  | 395,511.55            | 0.18%  | 225,515.52            | 0.10%  |
| Otter Tail                             | 450,994.25            | 0.26%  | 636,483.74            | 0.41%  | 509,036.89            | 0.30%  | 811,417.45            | 0.38%  | 841,280.84            | 0.39%  |
| Pennington                             | 51,081.53             | 0.03%  | 57,376.98             | 0.04%  | 51,524.26             | 0.03%  | 47,081.33             | 0.02%  | 27,847.16             | 0.01%  |
| Pine                                   | 2,753.00              | 0.00%  | 6,423.73              | 0.00%  | 200.80                | 0.00%  | 1,000.00              | 0.00%  | 339.00                | 0.00%  |
| Pipestone                              | 81,912.87             | 0.05%  | 191,822.96            | 0.12%  | 59,277.03             | 0.04%  | 64,692.66             | 0.03%  | 53,788.38             | 0.03%  |
| Polk                                   | 6,399.66              | 0.00%  | 19,051.53             | 0.01%  | 2,102.54              | 0.00%  | 5,199.16              | 0.00%  | 5,781.68              | 0.00%  |
| Pope                                   | 117,819.57            | 0.07%  | 111,984.05            | 0.07%  | 53.75                 | 0.00%  | 12,297.60             | 0.01%  | 48,154.26             | 0.02%  |
| Ramsey                                 | 55,645,468.24         | 31.91% | 73,025,863.85         | 46.65% | 67,834,576.65         | 40.26% | 72,887,074.22         | 33.82% | 78,471,504.91         | 36.53% |
| Redwood                                | 2,121.35              | 0.00%  | 7,695.71              | 0.00%  | 3,453.22              | 0.00%  |                       | 0.00%  |                       | 0.00%  |
| Renville                               | 60,506.81             | 0.03%  | 4,337.39              | 0.00%  | 1,000.50              | 0.00%  | 9,042.21              | 0.00%  | 7,484.39              | 0.00%  |
| Rice                                   | 45,897.25             | 0.03%  | 214,200.28            | 0.14%  | 5,050,577.99          | 3.00%  | 357,243.58            | 0.17%  | 23,065.37             | 0.01%  |
| Rock                                   | 32,112.03             | 0.02%  | 116,519.20            | 0.07%  | 74,296.92             | 0.04%  | 145,233.99            | 0.07%  | 131,947.74            | 0.06%  |
| Roseau                                 |                       | 0.00%  |                       | 0.00%  | 391.50                | 0.00%  |                       | 0.00%  |                       | 0.00%  |
| Saint Louis                            | 288,680.64            | 0.17%  | 144,461.69            | 0.09%  | 198,944.62            | 0.12%  | 141,454.00            | 0.07%  | 450,545.18            | 0.21%  |
| Scott                                  | 557,929.54            | 0.32%  | 769,438.39            | 0.49%  | 894,649.28            | 0.53%  | 3,392,445.11          | 1.57%  | 1,338,169.26          | 0.62%  |
| Sherburne                              | 173,647.82            | 0.10%  | 213,992.43            | 0.14%  | 33,166.79             | 0.02%  | 58,934.18             | 0.03%  | 71,565.84             | 0.03%  |
| Sibley                                 | 83,028.50             | 0.05%  | 10,676.69             | 0.01%  | 16,932.28             | 0.01%  | 8,906.05              | 0.00%  | 255,444.77            | 0.12%  |
| Stearns                                | 49,617.28             | 0.03%  | 420,660.97            | 0.27%  | 140,406.32            | 0.08%  | 293,467.79            | 0.14%  | 364,645.87            | 0.17%  |
| Steele                                 | 17,446.92             | 0.01%  | 16,720.94             | 0.01%  | 34,167.82             | 0.02%  | 23,013.57             | 0.01%  | 20,975.85             | 0.01%  |
| Swift                                  | 1,224.20              | 0.00%  | 22.50                 | 0.00%  | 201.25                | 0.00%  | 6,794.89              | 0.00%  | 460.87                | 0.00%  |
| Todd                                   | 2,762.85              | 0.00%  |                       | 0.00%  |                       | 0.00%  |                       | 0.00%  |                       | 0.00%  |
| Wabasha                                | 3,932.16              | 0.00%  | 25,250.00             | 0.02%  | 23,790.64             | 0.01%  | 21,100.85             | 0.01%  | 20,250.00             | 0.01%  |
| Wadena                                 | 75.00                 | 0.00%  | 75.00                 | 0.00%  | 1,040.00              | 0.00%  | 75.00                 | 0.00%  | 75.00                 | 0.00%  |
| Waseca                                 | 619.40                | 0.00%  |                       | 0.00%  |                       | 0.00%  |                       | 0.00%  | 22,406.02             | 0.01%  |
| Washington                             | 3,091,260.98          | 1.77%  | 1,898,552.26          | 1.21%  | 3,861,445.60          | 2.29%  | 2,383,280.12          | 1.11%  | 2,948,613.81          | 3.76%  |
| Wilkin                                 | 280.93                | 0.00%  | 6,063.91              | 0.00%  | 8,667.64              | 0.01%  | 22,652.00             | 0.01%  | 3,831.50              | 0.00%  |
| Winona                                 | 19,714.80             | 0.01%  | 14,331.96             | 0.01%  | 27,615.90             | 0.02%  | 20,672.80             | 0.01%  | 19,438.11             | 0.01%  |
| Wright                                 | 124,292.68            | 0.07%  | 497,759.05            | 0.32%  | 335,324.41            | 0.20%  | 39,974,833.02         | 18.55% | 8,029,772.89          | 10.22% |
| Yellow<br>Medicine                     | 1,564.92              | 0.00%  | 3,743.30              | 0.00%  | 868.00                | 0.00%  | 7,498.50              | 0.00%  |                       | 0.00%  |
| #N/A                                   | 19,706,240.92         | 11.30% | 18,139,008.67         | 11.59% | 25,821,705.63         | 15.33% |                       | 0.00%  | 40,359,206.03         | 16.66% |
| <b>Total</b>                           | <b>174,404,282.76</b> |        | <b>156,531,816.63</b> |        | <b>168,479,338.42</b> |        | <b>215,510,404.93</b> |        | <b>215,190,218.01</b> |        |
| <b>Related to New<br/>Construction</b> | <b>61,350,371.65</b>  |        | <b>29,930,705.41</b>  |        | <b>11,803,175.59</b>  |        | <b>30,330,079.03</b>  |        | <b>11,244,858.32</b>  |        |
| <b>Net Total</b>                       | <b>113,053,911.11</b> |        | <b>126,601,111.22</b> |        | <b>156,676,162.83</b> |        | <b>185,180,325.90</b> |        | <b>203,945,359.69</b> |        |

**DEPARTMENT REPORTS ON DBE AND SWMBE UTILIZATION**

PARKS AND RECREATION  
PROPERTY MANAGEMENT  
PUBLIC WORKS

Ramsey County, through its guiding goals of cultivating economic prosperity and enhancing access to opportunity for business, places a high value on inclusiveness in contracting. The CERT Small Business Enterprise (SBE) program provides opportunities for certified small businesses to participate in Ramsey County projects and services. The Parks & Recreation Department offers several such opportunities to CERT SBE contractors, including:

- New and remodeling construction projects (arena and golf course facilities, parks, trails)
- Professional services (master planning, architecture, engineering, consulting)
- Maintenance services and projects (snow plowing, painting, roofing, temporary facilities)
- Administrative supplies and services (printing, software, office supplies)

Parks & Recreation supports the inclusiveness in contracting effort through the following strategies:

- Establish of ambitious SBE utilization goals on construction projects (15-20%)
- Work with design-build contractors to increase CERT SBE subcontracting on design-build projects
- Increase use of CERT contractors for discretionary department spending with a focus on Planning Division spending

Reported Results:

1. In 2016, Parks & Recreation allocated \$1,429,689, or more than 20%, of its total discretionary spending to CERT SBE contractors. The department directly contracted with 35 SBE contractors, and several more were involved on department projects as tier contractors.
2. The Parks & Recreation Planning Division, which is responsible for managing the Department's construction, maintenance, planning, and repairs, allocated \$1,349,503, or more than 27%, of its project funding to CERT SBE contractors.

**2016 CERT/SWMBE Participation Summary:**

- Reporting Period: January 1, 2016 – December 31, 2016
  - Total Discretionary Spending: \$7,053,299
    - SWMBE Value: \$1,429,689
    - SWMBE Participation: 20.3%
  - Total Planning Division Spending: \$4,938,378
    - SWMBE Value (Planning) \$1,349,503
    - SWMBE Participation (Planning): 27.3%
  - Total CERT SBE Contractors Utilized\*: 35
- \*does not include construction/design-build tier contractors*

Property Management CERT SWMBE initiatives:

- Increase the use of CERT contractors on all construction projects by establishing CERT Contractor goals
- Work with contractors to increase notifications to CERT contractors of bidding opportunities
- Establish goals for Workforce Diversity including women and minority employees on the job site
- Increase use of CERT contractors for day-to-day County building operations and repairs (discretionary department spending)

Reported Results

1. During the period January 1, 2016 – December 31, 2016, the Property Management department directed **more than 32% of its total construction project value** to contractors in the CERT program. That is \$5,414,109 to help grow CERT SWMBE contractors to make them stronger, more profitable and increase job opportunities.
2. The Property Management department attributed \$715,820 of our total department operational discretionary spending to CERT SWMBE contractors in 2016. This represents 15.04% of our discretionary operational spending. The department directly contracted with 39 CERT Contractors, and several more were involved on department projects as sub-contractors.
3. In terms of Workforce Diversity, the County continues to establish and enforce goals on larger projects. Overall, Ramsey County Property Management's Minority and Female Participations for major projects were reported as 19.88% and 5.48% respectively.
4. Property Management goals for 2016 followed the State of Minnesota Equal Employment and Opportunity Goals:
  - Minority participation goal: 32%
  - Female participation goal: 6%
  - CERT SWMBE participation goal: 15%

**2016 CERT/SWMBE Participation Summary**

- Reporting Period: January 1 through December 31, 2016
- Total Construction Project and Operational Discretionary Expenditures: \$21,627,434
- CERT SWMBE Participation: 28.34%
- CERT SWMBE Value: \$6,129,929

**1) Riverfront Deconstruction Project Phase II Demolition – In Process 1/1/2016 through 12/31/2016**

Project Budget: \$17,000,000

Construction Estimate: \$15,008,979

CERT SWMBE Participation Goal: 11.4%

CERT SWMBE Achieved: **16.6%**

Workforce Diversity

Female Participation Goal: 6%

Female Participation Achieved: **4.84%**

Minority Participation Goal: 32%

Minority Participation Achieved: **38%**

2) **Shoreview Library Project – In Process 1/1/2016 through 12/31/16)**

Project Budget: \$18,606,500

Construction Estimate: \$14,085,000

Construction

CERT SWMBE Participation Goal: 11.4%

CERT SWMBE Achieved: **12.1%**

Workforce Diversity

Female Participation Goal: 6%

Female Participation Achieved: **5.79%**

Minority Participation Goal: 32%

Minority Participation Achieved: **11.31%**

Ramsey County Public Works Ongoing CERT and Workforce Initiatives:

- Collaborating with Saint Paul Public Works and Ramsey County Workforce Solutions to develop a program to assist potential candidates from areas of concentrated poverty to obtain Commercial Driver's Licenses (CDL) and pair successful candidates with seasonal and/or permanent positions in the city, county, or area employers.
- Developing strategies, in cooperation with Minnesota Department of Transportation (MN DOT), Federal Highway Administration (FHWA), city of Saint Paul, Ramsey County Workforce Solutions and area community organizations, to support "local hiring preference" as a component of contracting for infrastructure investment on and along the Interstate 94 corridor between Saint Paul and Minneapolis. Concepts include contract debundling, incentivized apprenticeships, and targeted small or disadvantaged businesses.
- Actively promoting department use of CERT Contractors for professional services, parts and supplies, and smaller service and infrastructure contracts.

**2016 Projects CERT and Workforce Utilization Summary**

|   |                 |
|---|-----------------|
| • Reporting Period: January 1 through December 31, 2016 |                 |
| • Total Construction Project Value Expended             | \$29,836,962.94 |
| • CERT Participation                                    | 11.5%           |
| • CERT Value  | \$3,431,250.73  |
| • Hours Worked  | 80,554 hours    |
| • Female Participation                                  | 4.9%            |
| • Minority Participation                                | 14.7%           |
| <br>  |                 |
| <b>1. <u>2016 Bituminous Resurfacing</u></b>            |                 |
| Original Contract Amount                                | \$2,882,293.62  |
| Amount Certified as of 12/31/2016                       | \$2,537,621.43  |
| CERT Participation                                      | 12.0%           |
| Hours Worked as of 12/31/2016                           | 8,452 hours     |
| Female Participation                                    | 6.7%            |
| Minority Participation                                  | 19.9%           |
| <br>  |                 |
| <b>2. <u>2016 Concrete Rehabilitation</u></b>           |                 |
| Original Contract Amount                                | \$2,858,669.42  |
| Amount Certified as of 12/31/2016                       | \$2,988,768.71  |
| CERT Participation                                      | 7.2%            |
| Hours Worked as of 12/31/2016                           | 13,298 hours    |
| Female Participation                                    | 5.0%            |
| Minority Participation                                  | 17.1%           |



|   |                 |
|---|-----------------|
| <b>3. <u>County Road E Traffic Signals</u></b>                  |                 |
| Original Contract Amount  | \$1,249,754.12  |
| Amount Certified as of 12/31/2016                               | \$1,029,315.98  |
| CERT Participation  | 0.0%            |
| Hours Worked as of 12/31/2016                                   | 3,332 hours     |
| Female Participation  | 0.0%            |
| Minority Participation  | 0.0%            |
| <br>  |                 |
| <b>4. <u>County Road H at I35W Interchange Construction</u></b> |                 |
| Original Contract Amount  | \$16,722,222.22 |
| Amount Certified as of 12/31/2016                               | \$10,605,217.24 |
| CERT Participation  | 0.9%            |
| Hours Worked as of 12/31/2016                                   | 17,767 hours    |
| Female Participation  | 8.6%            |
| Minority Participation  | 19.7%           |
| <br>  |                 |
| <b>5. <u>Crack Seal</u></b>                                     |                 |
| Original Contract Amount  | \$590,504.20    |
| Amount Certified as of 12/31/2016                               | \$528,874.65    |
| CERT Participation  | 12.5%           |
| Hours Worked as of 12/31/2016                                   | 2,808 hours     |
| Female Participation  | 7.7%            |
| Minority Participation  | 4.9%            |
| <br>  |                 |
| <b>6. <u>Culvert Replacement</u></b>                            |                 |
| Original Contract Amount  | \$361,625.00    |
| Amount Certified as of 12/31/2016                               | \$344,812.73    |
| CERT Participation  | 11.2%           |
| Hours Worked as of 12/31/2016                                   | 760 hours       |
| Female Participation  | 2.6%            |
| Minority Participation  | 42.7%           |

|  |                |
|--|----------------|
| <b>7. <u>Ford Parkway Storm Sewer</u></b>          |                |
| Original Contract Amount                           | \$231,078.60   |
| Amount Certified as of 12/31/2016                  | \$230,900.80   |
| CERT Participation                                 | 91.6%          |
| Hours Worked as of 12/31/2016                      | 790 hours      |
| Female Participation                               | 1.0%           |
| Minority Participation                             | 33.0%          |
| <br>   |                |
| <b>8. <u>Lexington Avenue Reconstruction</u></b>   |                |
| Original Contract Amount                           | \$4,156,254.45 |
| Amount Certified as of 12/31/2016                  | \$4,336,417.39 |
| CERT Participation                                 | 11.1%          |
| Hours Worked as of 12/31/2016                      | 14,618 hours   |
| Female Participation                               | 5.4%           |
| Minority Participation                             | 11.0%          |
| <br>   |                |
| <b>9. <u>Pedestrian Curb Ramps</u></b>             |                |
| Original Contract Amount                           | \$1,129,802.00 |
| Amount Certified as of 12/31/2016                  | \$986,568.75   |
| CERT Participation                                 | 95.3%          |
| Hours Worked as of 12/31/2016                      | 2,529 hours    |
| Female Participation                               | 1.0%           |
| Minority Participation                             | 45.2%          |
| <br>   |                |
| <b>10. <u>Randolph Avenue Construction</u></b>     |                |
| Original Contract Amount                           | \$3,039,025.94 |
| Amount Certified as of 12/31/2016                  | \$2,872,092.17 |
| CERT Participation                                 | 11.5%          |
| Hours Worked as of 12/31/2016                      | 10,345 hours   |
| Female Participation                               | 0.7%           |
| Minority Participation                             | 3.5%           |
| <br>   |                |
| <b>11. <u>White Bear Avenue Reconstruction</u></b> |                |
| Original Contract Amount                           | \$5,811,262.13 |
| Amount Certified as of 12/31/2016                  | \$3,376,373.09 |
| CERT Participation                                 | 21.9%          |
| Hours Worked as of 12/31/2016                      | 5,853 hours    |
| Female Participation                               | 0.5%           |
| Minority Participation                             | 10.1%          |